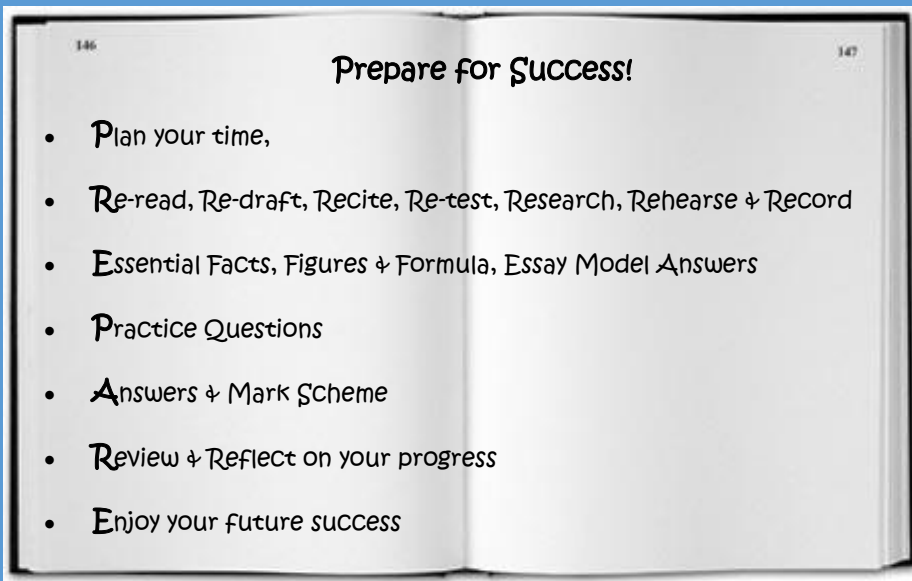




Shenfield High School



- Plan your time,
- Re-read, Re-draft, Recite, Re-test, Research, Rehearse & Record
- Essential Facts, Figures & Formula, Essay Model Answers
- Practice Questions
- Answers & Mark Scheme
- Review & Reflect on your progress
- Enjoy your future success

PREP Newsletter Year 11 Spring Term 1



What is 'PREP'?

'PREP' is what we do with the information we have learnt during the school day and how we prepare for the next day of learning. Evidence suggests that we only retain 50% of the information we learnt yesterday and after a week, we only retain 10%. The only way we can move the information we have learnt into the long-term memory is through re-visiting the information 4 or 5 times over a number of weeks.

In order to improve learning retention we are encouraging students to 'PREP' each evening after school. The focus of the time should be on the learning from the day and learning from the previous week, month and/or year.

'PREP' is short for PREPARE:

- **P**lan your time,
- **R**e-read, Re-draft, Recite, Re-test, Research, Rehearse & Record
- **E**ssential Facts, Figures & Formula, Essay Model Answers
- **P**ractice Questions
- **A**nswers & Mark Scheme
- **R**evise & Reflect on your progress
- **E**njoy your future success

Types of PREP

- **EduLink PREP** – This is curriculum aligned work that has a deadline. This is work set by the class teacher that will need to be handed-in or completed for a certain lesson. This will be recorded on EduLink, but should also be handwritten in student planners.
- **Wider PREP** – This is on the PREP newsletter each half term and is there to broaden understanding, deepen knowledge and improve the hinterland. We want students to explore their subjects in greater detail and be inspired. The wider PREP is linked to 'C Points' which will be awarded for completion. Students can only be 'Exceeding' for Attitude to Learning if they complete Wider PREP on a regular basis.
- **Super-Curricular** – Supported through the PREP Newsletter and House competitions. This is a way to direct parents to additional learning opportunities such as historical sites, museums, galleries, theatre, media, tv etc that can help to cement a fuller understanding of the curriculum. There are many ways to learn and these provide one of the most active ways to improve learning.

Attitude to Learning Score includes PREP




Attitude to Learning Overview




	Behaviour	Effort	PREP
Exceeding Expectations	Highly motivated, engaged and mature approach to classroom learning.	Consistently working to the best of their ability, striving to learn more and improve.	Regularly completes Wider PREP from the PREP Newsletter.
Meeting Expectations	Hardworking and committed approach to classroom learning.	Work hard to complete all tasks within the lesson.	Has completed EduLink PREP, by the deadline set, to a good standard.
Occasionally Below Expectations	Sometimes distracted and does not meet the expectations of the classroom.	Work is sometimes incomplete or not given the care and attention required.	Has missed the EduLink PREP deadline and/or the PREP lacks care and attention.
Consistently Below Expectations	Poorly motivated and often distracting others. Does not meet classroom expectations consistently.	Work is often incomplete or not given the care and attention that is required.	Has consistently missed EduLink PREP deadlines and/or the PREP consistently lacks care and attention.

PREP is not optional
It's a way of life...



#PREP4Success
#Burning4Learning

English	A Christmas Carol	Wider PREP		<u>Super-Curricular Activities</u> <ul style="list-style-type: none"> • Watch a Mr Bruff video on YouTube based on 'A Christmas Carol.' • Read contextual notes that will enhance your understanding of the time period. • Create a revision podcast that will help you revise this in Y11. • Attend KS4 English club for extra help and support.
		 KS4 Credit Task	<p>Make a contextual leaflet based on the Victorian era and what s specifically influenced Charles Dickens to write his novella 'A Christmas Carol.'</p>	
		 KS4 Credit Task	<p>Write a mini-essay response to the following: How does Dickens present Scrooge in the opening of the novella? Please write at least one page ensuring that you zoom in on language and structure. Also, please weave in some context to support your ideas.</p>	
		 KS4 Credit Task	<p>Make a revision guide for each Stave of the novella. Include: key quotes, structural techniques, context and key information about characters.</p>	

Mathematics	Inequalities/Using Graphs/3D Geometry/Revision	Wider PREP		Super-Curricular Activities
		 KS4 Credit Task	Mrs Taneja’s Excellence Challenge: <u>Head Turner</u> <ul style="list-style-type: none">• Make this equation correct just by moving the digits about: $26 = 74$• Powers, roots and even turning numbers upside down, is allowed!	Visit the Wonderlab at the Science Museum in London. “This unmissable interactive experience will ignite your curiosity, fuel your imagination, and inspire you to see the world around you in new and exciting ways.” Wonderlab: The Equinor Gallery Science Museum
		 KS4 Credit Task	Miss Albery’s Excellence Challenge: <u>Mathematical photo wall</u> <ul style="list-style-type: none">• Bring in a photo/picture with an explanation of what maths can be seen.• Really great examples might make it to Miss Albery’s ‘Mathematical Photo Wall’	Get Baking! Find a recipe for 6 people, and use it to cook or bake for 12, 18 or 21! All cakes greatly appreciated by the Maths department!
		 KS4 Credit Task	Mrs Jahromi’s Excellence Challenge: <u>Circle of Apollonius</u> The point A has coordinates (5, 16) and the point B has coordinates (-4, 4). The variable point P has coordinates (x, y) and moves on a path such that $AP = 2BP$. Show that the Cartesian equation of the path of P is: $(x + 7)^2 + y^2 = 100$	Consecutive Coin Flips – Numberphile https://www.youtube.com/watch?v=SDw2Pu0-H4g

Science

Organic chemistry-Inheritance and Variation-Electromagnets

Wider PREP



Watch ONE set of these 3 videos

Chemistry

<https://www.youtube.com/watch?v=XXncE3cZ4H8>

<https://www.youtube.com/watch?v=3I7yCkSXPos&list=PL9IouNCPbCxVDcgWiviYYWj0xKMPXTd8s&index=4>

<https://www.youtube.com/watch?v=CjmriZq5xRo>

Biology

https://www.youtube.com/watch?v=LgLkt02HI9s&list=PLKw0ZzfWn1yvc_FuLQgk1115cU4Y2OTxe&index=1

<https://www.youtube.com/watch?v=Fh9b6a-3DLQ>

<https://www.youtube.com/watch?v=i9zj9V8OWRk>

Physics

<https://www.youtube.com/watch?v=dMbWkodL12I>

https://www.youtube.com/watch?v=79_SF5AZtzo

<https://www.youtube.com/watch?v=mnigg3MGsly>

You are then going to review these videos and the way the information is delivered. Did the video keep your interest? If so how? if not, why not? What was the most interesting part of the video? Overall which video do you consider to be the best? And why?



Make your own SHORT (no more than 2mins) video of the same topic considering what you liked and didn't like about how the information was presented in the 3 example videos. You can show this to your teacher and discuss any challenges or difficulties you found.

Super-Curricular Activities

Take a virtual Tour!

VIRTUAL TOUR OF THE SCIENCE MUSEUM

<https://www.sciencemuseum.org.uk/virtual-tour-science-museum>

**Bluedot Science Festival
July 20-23 2023**



<https://accessmars.withgoogle.com/>



Live Stream or go to an in person event!



<https://www.rigb.org/whats-on?type=6,7,26,25>

Fancy a night in front of the box?



KS4 Credit Task

The 23 Equation Challenge.

There are 23 equations that you need to commit to memory in time for your GCSE exams in year 11.




Dr Pope has created a series of flash cards that you can use to help you revise these. They were also given to you in your PREP4Sept packs at the end of year 9.




Netflix Documentaries




- *Our Planet*
- *72 Dangerous Animals*
- *Unnatural Selection Explained*




SCIENCE PREP Drop-In Timetable

	Monday	Tuesday	Wednesday	Thursday	Friday
Before School					
Break time					
Lunchtime	Science KS3 & KS4 (Science Office) Triple Science KS4 (Mr Hall)	Science KS3 (Science Office)	Science KS3 & KS4 (Science Office)	Science KS3 & KS4 (Science Office)	Science KS3 & KS4 (Science Office)
After School	Chemistry (Mr Richards & Mrs Helim)	Biology (Mr Fletcher S12 & Mrs Masters)			Physics (Dr Pope)

Art	Exam Project	Wider PREP		<u>Super-Curricular Activities</u> <ul style="list-style-type: none"> Visit the Tate Britain to explore the art on offer there: Tate Britain, Millbank, London, SW1P 4RG Read with guide to composition in photography https://www.adobe.com/creativecloud/photography/discover/photo-composition.html Read this guide to choosing and responding to your exam question: https://www.studentartguide.com/articles/a-level-art-exam-paper
		 KS4 Credit Task	<p>[HI] Select an exam question from the exam paper provided to you in class. Take time to consider how you might be able to explore the question and showcase your abilities.</p>	
		 KS4 Credit Task	<p>[HI] Take 10 photographs of things relating to your theme and print them off on good quality paper, or email them to your teacher to be printed.</p>	
		 KS4 Credit Task	<p>(HI) Complete 6 x Observational drawings from your photographs using materials of your choice.</p> <p>Work should be a mixture of A3 and A4 in scale. Each piece should take approximately 3 hours minimum to complete. Task may be completed at home and in class for the duration of 4 weeks.</p>	

BTEC Enterprise	Component 2 Business Plan and Component 3 Promotion and Finance	Wider PREP		<u>Super-Curricular Activities</u> <ul style="list-style-type: none"> Complete revision activities, such as mind maps, revision cards and past exam papers in preparation for your Unit 3 Promotion and Finance Examination on the 31st January 2023. Look at your Personal Checklist, at the front of your revision folder and identify a topic you are still unsure of, then watch a revision video on that topic. Also use the revision PowerPoints to help complete your revision notes. This can be accessed on the Shenfield Learning Gateway – Student Resources\Business & Economics\Key Stage 4\BTEC\BTEC Tech Award\BTEC Tech 2021-23\Component 3 PREP To prepare your business plan for Unit 2, investigate different ways that you can promote your business enterprise. Look at the following link for ideas you could use. Click HERE
		 KS4 Credit Task	[R4A] Revision Resource – you will need to create a revision resource to help you with an upcoming assessment for Component 3. Your teacher will help you in class with the structure and expectations.	
		 KS4 Credit Task	[RT] Research – the subject content you are exploring in class is dynamic in nature and effects businesses differently. Your teacher will set you a research task where you will need to relate what you are learning to an actual business. This research could be either primary or secondary. You will need to bring your findings to your next lesson.	
		 KS4 Credit Task	[IA] Internal Assessment – you will complete multiple tasks set as PREP on Edulink. It is essential that these tasks are completed, as they will be support materials that you can use in your coursework assessment for Component 2.	

Business	2.3 Making operational decisions	Wider PREP		<u>Super-Curricular Activities</u> <ul style="list-style-type: none"> Visit a factory tour in the local area - Click HERE Watch the different types of production methods used – Click HERE Read and answer the BBC bite size topic of working with suppliers - Click HERE Evaluate the impact KFC supply chains problems have had for the brand – Click HERE Explore how many businesses are currently recalling products and why – Click HERE Research the role TQM has played in improving quality – Click HERE Listen to a podcast associated to the sales process and list the most important characteristics – Click HERE
		 KS4 Credit Task	[R4A] Revision Resource – you will need to create a revision resource to help you with an upcoming assessment. Your teacher will help you in class with the structure and expectations. There is also resources in the student drive available to support revision that you can engage with independently.	
		 KS4 Credit Task	[RT] Research – the subject content you are exploring in class is dynamic in nature and effects businesses differently. Your teacher will set you a research task where you will need to relate what you are learning to an actual business. This research could be either primary or secondary. You will need to bring your findings to your next lesson.	
		 KS4 Credit Task	[RT] Research – the subject content you are exploring in class is dynamic in nature and effects businesses differently. Your teacher will set you a research task where you will need to relate what you are learning to an actual business. This research could be either primary or secondary. You will need to bring your findings to your next lesson.	

Computer Science	Testing, maintainability and IDEs	Wider PREP		<u>Super-Curricular Activities</u> <ul style="list-style-type: none"> Visit Bletchley Park - https://bletchleypark.org.uk/ Visit the Centre for Computing History http://www.computinghistory.org.uk/ There is a plethora of Computer Science based films and documentaries across the common streaming services. <p>Suggestions include: The Imitation Game, The Social Dilemma, The Social Network and The Great Hack (age restrictions apply. Consult parents or carers before watching)</p>
		 <p>KS4 Credit Task</p>	<ul style="list-style-type: none"> Create a piece of media that explains how to test an algorithm (2.3 of the spec) 	
		 <p>KS4 Credit Task</p>	<ul style="list-style-type: none"> Create a rap/poem that explains how to make your program more maintainable (2.3.1 of the spec) 	
		 <p>KS4 Credit Task</p>	<ul style="list-style-type: none"> Create a piece of media that summarises the tools and functions of an IDE (2.5 of the spec) 	

Drama

Component 3: Texts in practice (Scripted exam) Component 1 : Understanding drama (Written paper)


Wider PREP



KS4 Credit
Task

[R4A] Rehearse for your Comp 3 practical exam, outside of lesson time

Book a studio, outside of Drama lesson time, to rehearse your two scripted extracts. You should be aiming for once a week.



KS4 Credit
Task

[R4A] [HI] [PQ] Complete mock/past Component 1 questions/ papers Go to the AQA Drama GCSE website and complete past papers.

<https://revisionworld.com/a2-level-level-revision/drama-gcse-level/studying-drama/drama-gcse-past-papers/aqa-gcse-drama-past-papers>

<https://www.aqa.org.uk/subjects/drama/gcse/drama-8261/assessment-resources?f.Resource+type%7C6=Question+papers>

You may just want to focus on certain questions that you're struggling with (8 markers, for example) or you may want to complete a full paper.

- Make sure that you time yourself.
- On the top of your answer, put your name and the year of the past paper (eg 2018) so that your teacher knows which marking criteria to use!



KS4 Credit
Task

[R4A] Revise "Noughts and Crosses"

Watch the following videos, to revise how to answer exam questions on our set text.

- **4 marks (design)** <https://www.youtube.com/watch?v=5btXTSDzOWw>
- **8 marks** <https://www.youtube.com/watch?v=Zj69Hmy2GTE>
- **12 marks** <https://www.youtube.com/watch?v=V7PQiwNTMgQ>
- **20 marks** <https://www.youtube.com/watch?v=IGY6sUIPQ1Y>

Super-Curricular Activities

Watch as much Live Theatre/ streamed live theatre as you can. Below are two streaming services you can access.

Digital Theatre Details:

<https://edu.digitaltheatreplus.com/>

Login: student.Shenfield



password: plenty@5268

Drama online Library Details:

<https://www.dramaonlinelibrary.com/>

Username: 97QG8Dg)y+

Password: 2He(6Ed%rV

BTEC Performing Arts		Wider PREP		Super-Curricular Activities
Component 3: Responding to a Brief		 <p>KS4 Credit Task</p>	<p>[R4A] [HI] [PQ]</p> <p>In preparation for your upcoming Component 3 external assessment, you can complete “mocks” at home in the following:</p> <ul style="list-style-type: none"> • Ideas log (15 marks) • Skills log (15 marks) • Evaluation log (12 marks) <p>It is important that you time yourself (the exam board allows 1 hour per log) and type them, if you can. You must aim for 800 words (as stated by the exam board).Ask your class teacher for the log templates.</p>	<p>Watch as much Live Theatre/ streamed live theatre as you can. Below are two streaming services you can access.</p> <p>Digital Theatre Details: https://edu.digitaltheatreplus.com/</p> <p>Login: student.Shenfield password: plenty@5268</p> <p>Drama online Library Details: https://www.dramaonlinelibrary.com/ Username: 97QG8Dg)y+ Password: 2He(6Ed%rV</p>
		 <p>KS4 Credit Task</p>	<p>[R4A] [HI] Researching/ Watching the work of Professionals</p> <p>Log onto Digital Theatre/ Drama Online Library (links opposite). Choose 3 professional productions to watch. I have listed a few suggestions below. You may choose your own productions. Some do contain strong language and adult themes, but are all educational and KS4 appropriate.</p> <ul style="list-style-type: none"> • Drama Online Library- War Horse <p>Once you have watched one production, answer the following questions in your book:</p> <ul style="list-style-type: none"> • The name of the production and the Theatre Company • The basic plot (a couple of sentences) • Describe a key moment which had an impact on you. Why did it have an impact on you? • Explain how you can ADAPT what you saw in that key moment for YOUR current performance • Explain the impact you want to have on the audience. 	






KS4 Credit Task




[R4A] [HI] Create a “Theatre Practitioner” fact file.





Use the following website to help you research 3 different Practitioners and their work within the Theatre. You will need to write up the research into your own words.




<https://www.bbc.co.uk/bitesize/guides/znn4vk7/revision/1>




- Basic information.
- Their ideas/theories on Theatre (what were their “methods” or beliefs on how Theatre should be performed? They may have a unique acting “system” or a set of “techniques” that is unique to their style of Theatre)
- Any other interesting information




BTEC Engineering	Engineering project 1	Wider PREP		<u>Super-Curricular Activities</u> <ul style="list-style-type: none"> Events given by the royal society or engineers can be found here. Check out Engineering in action for details on events near you Check out these videos on how engineering products can be made.
		 KS4 Credit Task	<p>[HI] Watch this video on the types of engineer that there are here.</p> <p>Pick 5 modern engineering products (eg a car, a computer etc) make a list of the types of engineer who will combine to produce that product and explain their individual roles in producing that product.</p>	
		 KS4 Credit Task	<p>[HI] Pick an everyday object from around your house and draw that object using both isometric and orthographic display. Ensure that you have a title box!</p>	
		 KS4 Credit Task	<p>[HI] Watch this video on the structure of metals.</p> <p>Write down the most useful engineering metals and their properties.</p> <p>Explain what alloys are, why we produce them and give the most common alloys engineers use.</p>	

Film Studies	Invasion Of The Body Snatchers/Comparative	Wider PREP		Super-Curricular Activities
		 KS4 Credit Task	(HI) For an understanding of the micro features in the film Invasion of the Body Snatchers, please watch this video Invasion of the Body Snatchers Revision Tutorial - Micro Features - YouTube and as you watch write down and summarize, in the form of a one page summary, how the film uses micro features to aid understanding Please hand your one page summary to you film studies teacher for the credit.	Stranger Things Experience Stranger Things: The Experience - London (strangerthings-experience.com) Jurassic World: The Exhibition Jurassic World: The Exhibition. London Tickets Fever (feverup.com) Guardians of the Galaxy – Live Experience Guardians of the Galaxy: The Live Immersive Experience — Secret Cinema
		 KS4 Credit Task	(HI) To understand the film Invasion of the Body Snatchers you also need to know about context so please watch this video Context and Invasion of the Body Snatchers - YouTube and for your credit please see your teacher at an end of a lesson to discuss your understanding of the clip explaining what the key features of the film are.	Harry Potter Tour https://www.wbstudiotour.co.uk/ Radio 4 Film Show https://www.bbc.co.uk/programmes/b006r5jt General Revision Videos Mise en Scene https://www.youtube.com/watch?v=wFiP-E1zTRc Sound https://www.youtube.com/watch?v=2kW9_SyjlBM
		 KS4 Credit Task	(HI) For an ET revision exercise please watch this video Context and E.T. - YouTube and after you watched it please write a one page document on the key features of the context behind the film ET. Hand document to your film studies teacher for your credit.	Editing https://www.youtube.com/watch?v=z0j2nIulQDQ Cinematography https://www.youtube.com/watch?v=9LkKgoq584M History of Film Studies https://www.youtube.com/watch?v=Ahlbl_URhco




Food Preparation and Nutrition		Wider PREP		Super-Curricular Activities	
Non Examined Assessment (NEA2), Food Nutrition and Health and Food Provenance	Provenance		[Hi] In preparation for NEA2 practice your skills at home by making dishes that use a range of skills including, knife skills, different cooking methods, sauce making and raising agents. Send picture of your dishes to: c.dyke@shenfield.essex.sch.uk	<ul style="list-style-type: none"> Visit a restaurant and carry out a sensory analysis on the dishes. Give a score from 0-5 regarding: Texture, flavour, taste, appearance and smell. Visit the Food Museum in Suffolk https://foodmuseum.org.uk/about/ Their mission is to connect people with where our food comes from and the impact of our choices: past, present and future. Visit: https://boroughmarket.org.uk/  <p>Watch YouTube for dishes that include complex skills</p> <ul style="list-style-type: none"> Cheese Souffle https://www.youtube.com/watch?v=a2i61-Cb2Ko Chicken and Mushroom Pie https://www.youtube.com/watch?v=sH17OpJ5kAg Cottage/Shepherd's Pie with pipped potato https://www.youtube.com/watch?v=M_GNznvIN1E Fish cakes https://www.youtube.com/watch?v=xEGFcisC4c0 Ravioli https://www.youtube.com/watch?v=JuJNWpK0fl4 <p>This is good preparation for your NEA2.</p> <ul style="list-style-type: none"> For an interactive revision guide which covers all the AQA specification, join a class on Seneca (senecalearning.com – class code eba0kovnqi) https://app.senecalearning.com/classroom/course/d59d0e60-4fa8-11e8-bbba-738ab127bed6/section/3a2ecae0-5aac-11e8-8337-b1fe33357061/session 	
			[RT] Revision should be being completed outside of lessons. Pick an aspect of the content to focus on each week. For example: Week 1 – Food Provenance – Use the website below to understand what organic farming is and the difference it has to other farming methods example, barn-reared animals. Week 2 – Food Nutrition and health – Create a set of flash cards for the Water and fat soluble vitamins. Email or show me your revision resources – c.dyke@shenfield.essex.sch.uk		
			[RT] Upload your favourite recipes and meals to the Nutrition Program website (https://www.nutritionprogram.co.uk) using your login (your school number) and password (1ShenField2) to review the costing and nutrition. Can you analyse your favourite recipes? Can you explain how to make them healthier? Once you have chosen your NEA2 task – Start to research suitable recipes.		




Geography	People and the Biosphere and Forest Ecosystems	Wider PREP		<u>Super-Curricular Activities</u> <ul style="list-style-type: none"> Visit Kew Gardens to see their Biome houses Royal Botanic Gardens, Kew Kew https://www.sciencemuseum.org.uk/see-and-do/energy-hall visit or research our energy The Planet Earth documentaries showcase the various global biomes and ecosystems and could provide you a good place to start your understanding, especially of Rainforests and Northern Arctic Forests. BBC iPlayer - Planet Earth BBC iPlayer - Planet Earth II The same is true of the Our Planet series on Netflix. Our Planet Netflix Documentary Series - YouTube
		 KS4 Credit Task	[ER] Create a detailed coloured map of the locations of the world's major biomes.	
		 KS4 Credit Task	[ER] Explain the importance of ecosystem services and why we don't know more about them.	
		 KS4 Credit Task	[ER] Go to Forest Monitoring, Land Use & Deforestation Trends Global Forest Watch and explore their resources on deforestation.	

Health and Social Care	Year 11 Component 3	Wider PREP		Super-Curricular Activities
		 KS4 Credit Task	Research Task: To consolidate learning around health indicators and prepare you for your exam, carry out some research and practice how to take your pulse rate in the two areas we have covered (with pictures to show this) and also work out your BMI using height and weight to understand this further.	To improve your health and wellbeing complete the 0-5k on the NHS app. If you are able to complete this, then set yourself a challenge to enter and run a 5k race and raise some money for charity. Example: Take part in a Santa fun run https://www.farleighhospice.org/events/santa-fun-run-2022 https://www.drfsantafunrun.org/ https://www.havenshospices.org.uk/support-us/events/run-santa-run/
		 KS4 Credit Task	Consolidation: Create a table showing how different lifestyle factors can affect your current and future health. Lifestyle factors can include; smoking, drinking excessively, stress, high blood pressure, asthma, being overweight etc.	Take some photos of you out on your runs or with your medal at the end of a race.
		 KS4 Credit Task	Produce a leaflet on the different ways that you can measure physiological factors and state why the ones you have chosen maybe advantageous or disadvantageous. Then you will need to give suggestions on how and why this could be improved if money was limitless!	Good luck!




History	Henry VIII and his ministers, 1509-1540	Wider PREP		<u>Super-Curricular Activities</u> For Henry VIII you could visit: <ul style="list-style-type: none"> • Hampton Court Palace • The Tower of London • Hever Castle • National Portrait Gallery • Leeds Castle Watch the BBC period drama Wolf Hall.
		 KS4 Credit Task	<p>[ER] Complete workbook on Henry and Cromwell. The reading for this and the workbook are kept in the history department. Speak to a member of staff to get a copy.</p> <p>[ER] Create a timeline of Henry VIII's life. Identify areas of success and failure for Henry. Which events are most important? Why?</p>	
		 KS4 Credit Task	<p>[RT] Research and create fact files about each of Henry VIII's wives. When and where were they born? Why did Henry marry them? What happened to them and why? Did they have any children?</p>	
		 KS4 Credit Task	<p>[PQ] Exam style questions Complete any of the following exam questions for Medicine Through Time, Henry VIII and His Ministers, the American West and Weimar and Nazi Germany.</p> <ul style="list-style-type: none"> • 'Hospital treatment in England in the period from 1250-1500 was very rare'. How far do you agree? (20 marks) <p>You may use the following information in your answer:</p> <ul style="list-style-type: none"> - Charity hospitals - Care in the home <ul style="list-style-type: none"> • Explain why Cromwell fell from power. (12 marks) 	




			<p>You may use the following information in your answer:</p> <ul style="list-style-type: none">- The Duke of Norfolk- Anne of Cleves <ul style="list-style-type: none">• Explain two consequences of the setting up of the development of ranching on the Plains in the years 1866-76. (8 marks)• Explain why there was opposition to The Treaty of Versailles. (12 marks) <p>You may use the following information in your answer:</p> <ul style="list-style-type: none">- War guilt- Reparations	
--	--	--	--	--




Spanish	Module 5: Ciudades Module 8: Hacia un mundo mejor	Wider PREP		<u>Super-Curricular Activities</u> <ul style="list-style-type: none"> Visit a local Spanish restaurant in your area – what do you recognise on the menu? Ask if you can take one home! <p style="text-align: center;"><u>MFL Film Club</u></p> <ul style="list-style-type: none"> Come and join us to watch popular films and TV shows in Spanish - every Wednesday lunchtime in H14! <p style="text-align: center;"><u>GCSE Spanish Sessions</u></p> <ul style="list-style-type: none"> These sessions focus on skills and technique revision and consolidation in preparation for GCSE Spanish exams – every Tuesday lunchtime in H5 and H12.
		 KS4 Credit Task	<u>VOCAB FOCUS:</u> <ul style="list-style-type: none"> Learn the vocabulary associated with each of these Modules – this can be found on Quizlet using the following link; www.quizlet.com/ashaunak <p>This will allow you to practise your vocabulary learning by means of various interactive games and self-testing exercises.</p> <p>Download and show your teacher your results and scores for extra KS4 Credits!</p>	
		 KS4 Credit Task	<u>GRAMMAR FOCUS:</u> <ul style="list-style-type: none"> Work through your Grammar and Translation Workbooks completing the sections that are advised in your lessons by your respective class teacher to ensure that your knowledge of grammatical concepts and structures is secure and consolidated. 	
		 KS4 Credit Task	<u>SKILLS FOCUS – LISTENING AND READING:</u> <ul style="list-style-type: none"> Try watching your favourite television shows on Netflix (or similar) with the Spanish subtitles. Alternatively, you could change the audio setting to Spanish and have English subtitles. <p>Simply email your Spanish teacher with a photo showing off your viewing activity in Spanish.</p>	

Music	The Concerto Through Time	Wider PREP		Super-Curricular Activities
		 KS4 Credit Task	<p>[HI] Listen and watch 'The World of Hans Zimmer' https://www.youtube.com/watch?v=3Rmn8HGGFi4</p> <p>Choose a particular Film extract. (Video Time stamps are in the comments) As you listen to it, write about how Zimmer has used melody, texture and dynamics.</p> <p>Did the piece of music keep your interest? If so, how? If not, why not? What else did you notice when you watched it?</p> <p>How did the audience respond in between sections?</p>	
		 KS4 Credit Task	<p>[HI] Use music software bandlab online (or use garageband in a music classroom) to compose a composition in the key of G major. Write out the chord chart and use this as your first initial chord sequence:</p> <p>I / V / VI / IV</p> <p>It must have at least 2 further chord sequences. Hand in the file or e-mail link to your teacher and discuss the challenges you encountered during the process.</p>	
		 KS4 Credit Task	<p>[HI] / [Ready to Record] Prepare the piece for your next solo recording in January remember the 3 categories you will be marked on.</p> <ul style="list-style-type: none"> - Fluency and technical control /12 - Communication and Expression / 12 - Difficulty /6 <p>(NB grade 3 or above is automatically 6/6 for difficulty)</p>	

- London Symphony Orchestra**
 What's On
<https://lso.co.uk/whats-on/range.listevents/-html>
- Royal Philharmonic Orchestra**
 Royal Albert Hall
<https://www.royalalberthall.com/tickets/series/royal-philharmonic-orchestra/>
- Popular Music Events @ O2
<https://www.theo2.co.uk/events/venue/the-o2-arena>

Music Technology	Unit 1 & Unit 3 – The Music Industry & Live Sound	Wider PREP		<u>Super-Curricular Activities</u> <ul style="list-style-type: none"> The Record Label – Click HERE. Recording Audio on a Film Set – Click HERE. Get a head start on learning about the different types of Microphones. Watch HERE. Fly on the wall experience of recording a Film Score. Watch HERE. Behind the scenes footage of recording percussion with Hans Zimmer. Watch HERE.
		 KS4 Credit Task	<p>[HI] Watch the Brief History of Audio Recording and Music Production HERE. You should make notes on any key details that you learn from the video.</p> <p>Watch another History on Audio Recording video HERE.</p> <p>You are to create a timeline on the developments and consider how these developments have made the creation and production easier, or more difficult.</p>	
		 KS4 Credit Task	<p>[HI] Complete at least two of the Nando's activities on the homework sheet. This work should be either emailed to your teacher or printed off and handed in. You can decide which of the activities you complete.</p>	
		 KS4 Credit Task	<p>[HI] The Music department are looking to spruce up the Music Technology displays. Create a display that shows the inputs and outputs from a mixing desk. This should include:</p> <ul style="list-style-type: none"> - Microphones both condenser and dynamic. - DI instruments - Mixing Desk – Digital and/or Analogue - FX units - Monitors – in-ear and on-stage - Speakers <p>You should also include a description of each piece of equipment in your display, how it is used and what it is used for. You should also include arrows to demonstrate the direction of the signal.</p>	

Physical Education	Health & Performance – Sports Psychology	Wider PREP		Super-Curricular Activities <ul style="list-style-type: none"> Watch LIVE sporting events to understand the rules and tactics used during the game. Attend at least one extra-curricular club at school and/or practise a sport outside of school.
		 KS4 Credit Task	[ER] Review your mock exams , which topics were a particular weakness? Create a revision tool to recap/review e.g. flash cards, mind maps, glossary etc.	
		 KS4 Credit Task	[PQ] Complete at least one 9 marker question from below: <ol style="list-style-type: none"> The functions of the skeleton make it possible to play sports such as rugby. Figure 8 shows Pete playing rugby. The functions of the skeleton include red and white blood cell production and providing joints for movement. Evaluate the importance of three other functions of the skeleton in allowing Pete to participate in rugby. (9) Dan trains regularly to improve his shot put performance and his general fitness. FIGURE 8 shows Dan during a shot put competition. TABLE 7 shows some of the long-term training effects on his body systems. LONG-TERM TRAINING EFFECTS -Increased bone density, Decreased resting heart rate, Muscle hypertrophy Evaluate the training methods causing these long-term effects and their impact on Dan's shot put performance. (9 marks) 	
		 KS4 Credit Task	[ER] Complete a Revision resource such as a Mind Map, Flow Chart, Poster for types of the Sport Psychology Section. Include: Skill Continuums, Practice Structures, Guidance, Feedback, Mental Rehearsal and Goal Setting.	

Sociology	Social stratification	Wider PREP		<u>Super-Curricular Activities</u> http://www.marxwalks.com Use the website to book the Karl Marx Walking Tour. Karl Marx is the key theorist associated with social stratification by class.
		 KS4 Credit Task	Find examples of famous people who have been socially mobile. What social class background did they come from? What social class background do they now belong to? What factors have led to this change?	
		 KS4 Credit Task	Research the history of the welfare state. Why was it introduced? Why are people critical of the welfare state?	
		 KS4 Credit Task	Research poverty in Britain. What statistics can you find? Can you provide any sociological explanations for the statistics?	

Improving Memory Skills & Understanding PREP

1. Self-Testing

Self-testing is an effective tool if you have a large amount of information to learn for an assessment or exam.

Let's say you had to remember the definition of 20 key words.

Start by writing out five key words and their definitions. Study them for 2 or 3 minutes, then put the sheet away.

On another piece of paper, try to write down the key words and definitions from memory.

If you were not able to recall all 5, then repeat the process again. Study the definitions and re-test.

Once you are able to recall 5 key words and definitions, add another 5 to the original sheet.

Give yourself 4 or 5 minutes to study the 10 key words and definitions. Put the sheet away and re-test but this time with 10.

Build this up until you can recall all 20 key words and definitions.

More importantly, re-test yourself a week later. Review your progress and go back to any definitions or words you were unable to write down. Then, re-test yourself a month later with the same words.

The more you re-test, the more you will retain and the easier it becomes.

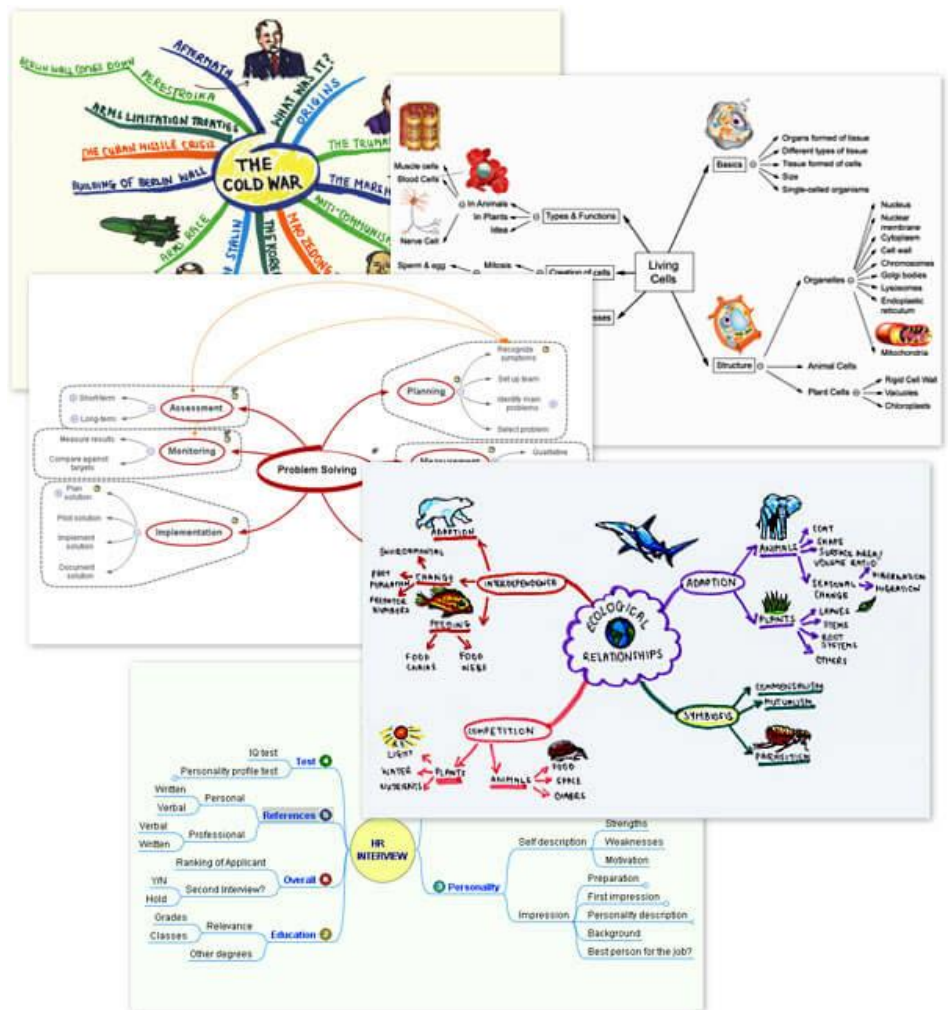
These techniques could be applied to:

- Key Information for an Essay
- Character names and profiles
- Formula
- Translations
- Case Studies
- Experiment processes
- Arguments or Quotations
- And many more!

2. Mind Mapping

Mind Mapping is a highly effective way of getting information in and out of your brain. Mind Mapping is a creative and logical means of note-taking and note-making that literally "maps out" your ideas.

All Mind Maps have some things in common. They have a natural organisational structure that radiates from the centre and use lines, symbols, words, colour and images according to simple, brain-friendly concepts. Mind Mapping converts a long list of monotonous information into a colourful, memorable and highly organised diagram that works in line with your brain's natural way of doing things.



- Think of your general main theme and write that down in the centre of the page. i.e. Food

- Figure out sub-themes of your main concept and draw branches to them from the centre, beginning to look like a spider web i.e. Meats, Dairy, Breads
- Make sure to use very short phrases or even single words
- Add images to invoke thought or get the message across better
- Try to think of at least two main points for each sub-theme you created and create branches out to those

3. Revision Cards

Revision cards are small handheld cards that contain key information. The cards should have a title at the top with 5 or 6 key words, formula or sentences. Try and keep the colour consistent for each topic e.g. green cards for the Environment.

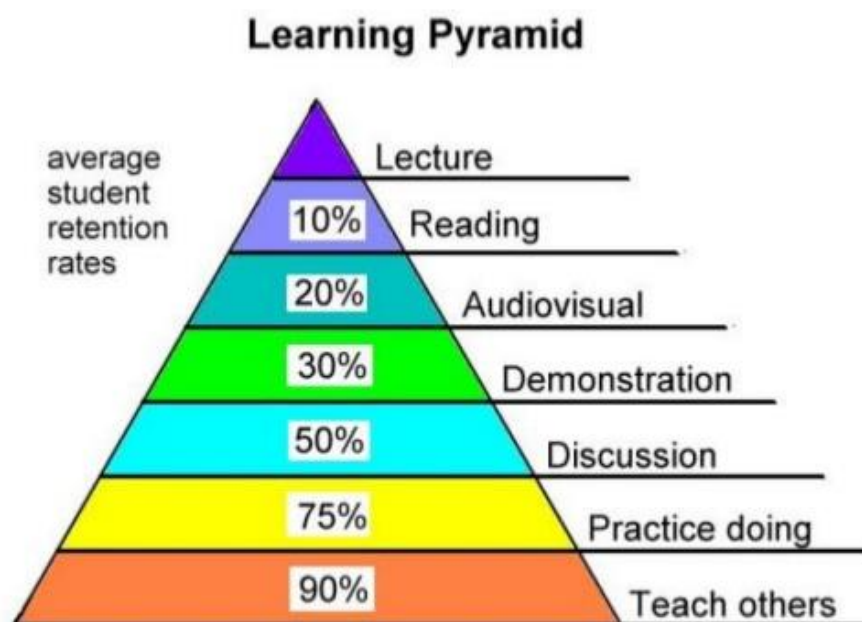
TIP: On the back of the revision card, write the title from the front. Then, after you have read through your cards a number of times, turn them over. Look at the title and self-test yourself on the information. Once you have recalled all you can, turn the card back over and check your answers.

4. Complete the Sentence

If you have a large number of facts to learn for an essay, write out ten key sentences you wish to memorise for the essay. Then, on a separate piece of paper, write out the first half of the sentence and leave the other half blank. Take a break, make a cup of tea, then come back and try to complete the sentences from memory.

If you managed to complete all ten, try and add more sentences and repeat the exercise.

TIP: Once you can complete the sentences with ease, test yourself further by trying to write out all the key sentences from memory without the sentence starters!



Fun Ways to PREP

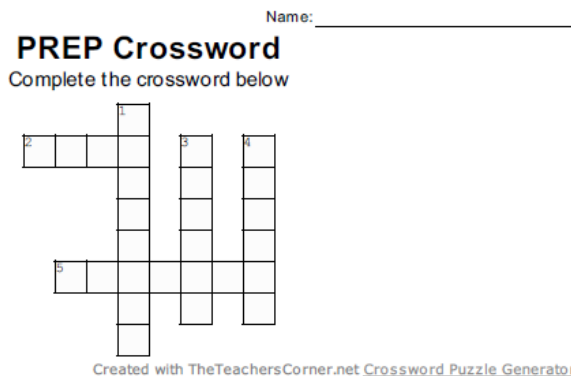
1. Key Words Crossword Puzzle

Choose a subject and write down all the key words you need to learn. Find an online Crossword creator, there are a huge number of web sites that can do this for you.

For the clues, write the definition of the key word.

Once the crossword has been created, leave it for a few days/weeks. Then, try and complete it. Don't forget to print out the answer sheet so you can self-check the answers!

Here is an example below:



ACROSS

2. What does the 'H' in SHS stand for?
5. What is 'PREP' short for?

DOWN

1. In what year group do you take A Level exams?
3. What is the surname of our Headteacher?
4. In what Year group do you take GCSE exam?

2. Key Word Pictionary


For this game you will need at least one other person. With a friend or group of friends, decide which subject and set of Key Words you wish to learn or revise. Write them down on individual cards. Try to have a large number so they are not too obvious.

Take it in turns to draw (without using words, symbols or speaking) something that represents the key word you wish to learn.

Want to Make the Game Harder?

The other player who is trying to guess the key word can't say the key word, but must give the correct definition of it!

Here is an example below:



The Easy Answer: **An Atom**

***The Definition Answer:**

The smallest particle of a chemical element that can exist.

3. Write a Short Story

If you have a large number of facts, figures or key words to remember, write a short story that you can recite to yourself in the exam. The more interesting and funny your story is, the more likely you are to remember the facts.

Here is an example:

1. To begin our adventure into storytelling, start by reading the paragraph below, which recounts a brief and chaotic story. Your task is simply to understand what happens:

"A man called Nigel is sat next to his enormous, 300lb pet squid as they travel around in the back of his lime-green limo. They're arguing over what to watch on the limo's TV: Coronation Street, or Sesame Street. It soon turns into a fight, which the squid wins by using its eight limbs to empty eight pepper-grinders on to Nigel's head. Nigel leaps from the car in terror and runs away towards the sea, cleverly heading through a thick yellow field of rapeseed to stop the squid from following. On reaching the beach, he meets Prince Harry, who is celebrating his 25th birthday. Prince Harry persuades Nigel to help him confront two Gallic dancers who have eaten a beautiful "she-swan" (without the Queen's permission). After the attack, Nigel jumps into the sea and swims out towards, as luck would have it, the Lady of Shalott, who is bobbing up and down in a boat made from a giant orange pepper. She invites him on board and they fall in love."

It will have taken you perhaps a minute to read through this. This should demonstrate just how quickly and effortlessly your mind can imagine elaborate scenes it has never encountered before.

Your next step is to see how much of the story you recall. First, close your eyes and repeat the story as well as you can in your head. When you're done, open your eyes and write down all the items you have successfully recalled. This will give you a sense of how many useful memories you can store in around a minute or so. Hopefully you'll have impressed yourself again.

Now, you'll perhaps be wondering what the point of remembering a random list of objects like this might be. But here we can reveal that the story you've learned is not at all random, but in fact encodes the ingredients for a Nigel Slater recipe. Hooray! The 300lb squid represents 300g of squid; the lime-green limo is a lime; Coronation Street stands for coriander; Sesame Street for sesame oil; eight pepper grinders for eight crushed peppercorns; the rapeseed field for rapeseed oil; Prince Harry celebrating his birthday for 25g ginger; two Gallic dancers for two cloves of garlic; the "she-swan" for Szechuan pepper; the sea for salt; the Lady of Shalott for shallots; the orange pepper boat for one large orange pepper.

Have a look over these connections. Your last task is to try to remember the ingredients that correspond to each element in the story. Once you've done that, you're ready to make your squid and pepper stir-fry ...

1. <https://www.theguardian.com/lifeandstyle/2012/jan/15/story-lines-facts>

4. Key Term Word Search

Choose a subject and write down all the key words you need to learn. Find an online Word Search creator, there are a huge number of web sites that can do this for you.

For the clues, write the definition of the key word.

Once the word search has been created, leave it for a few days/weeks. Then, try and complete it. Don't forget to print out the answer sheet so you can self-check the answers!

Here is an example below:

PREP WORDSEARCH

Use the definitions to find the key words!

C	B	U	T	D	P	B	G	P	W
H	H	W	T	B	A	K	N	M	G
O	I	M	T	N	L	E	O	C	X
I	G	S	U	E	V	U	X	I	S
V	H	M	H	E	R	M	A	N	I
H	B	R	L	T	L	Y	N	Z	G
W	S	E	P	R	E	P	A	R	E
C	J	E	V	I	K	C	T	U	Z
M	S	M	G	H	T	L	C	Z	N
K	G	S	B	T	B	N	D	D	E
PREPARE	HERMAN	ELEVEN							
THIRTEEN	HIGH								

1. What is 'PREP' short for?
2. What is the surname of our Headteacher?
3. What year group take their GCSE exams?
4. What year group take their A Level exams?
5. What does the 'H' in SHS stand for?

5. Write a poem

If you have a large number of facts, figures or key words to remember, write a poem that you can re-cite to yourself in the exam. Try and make it rhyme on the key words and throw in their definitions if you can.

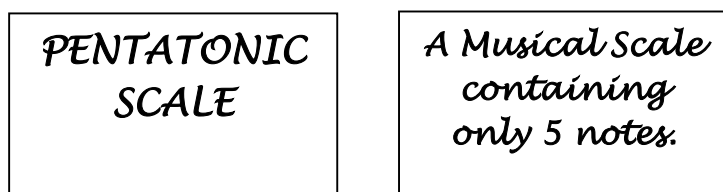
6. Card Matching Game

Use revision cards. They must all be the same size and colour. On half the cards, write a key word on each. On the other half of the cards, write their definitions on each.

With a friend, turn all the cards so they face down on the table. Each person takes it in turns to turn over two cards. If they turn over the key word and the correct definition, they get to keep them. If the two cards do not match, they must be turned back and it is the next persons turn. The winner is the person with the most cards at the end.

You not only have to remember where the key words and the definitions are, but match them as well!

Here is an example:



7. Name That Tune!

Choose a song from the charts that you know really well and enjoy singing along to.

Now, re-write the lyrics so they contain all the facts and key words you need to remember. Try to keep to the same number of syllables for each line! Then, sing the words out loud as many times as you need to remember the lyrics.

TIP: Go to youtube or karaoke site and use the backing track/instrumental so you can sing your lyrics along to the beat!

8. Alphabet Prep

Challenge yourself to write a key fact, definition or key word for each letter of the alphabet. It works best with a single topic or area. Once you have completed it, memorise it using some of the techniques in this book.

Finally, challenge yourself to recall all the information using the alphabet as your guide and prompt!

