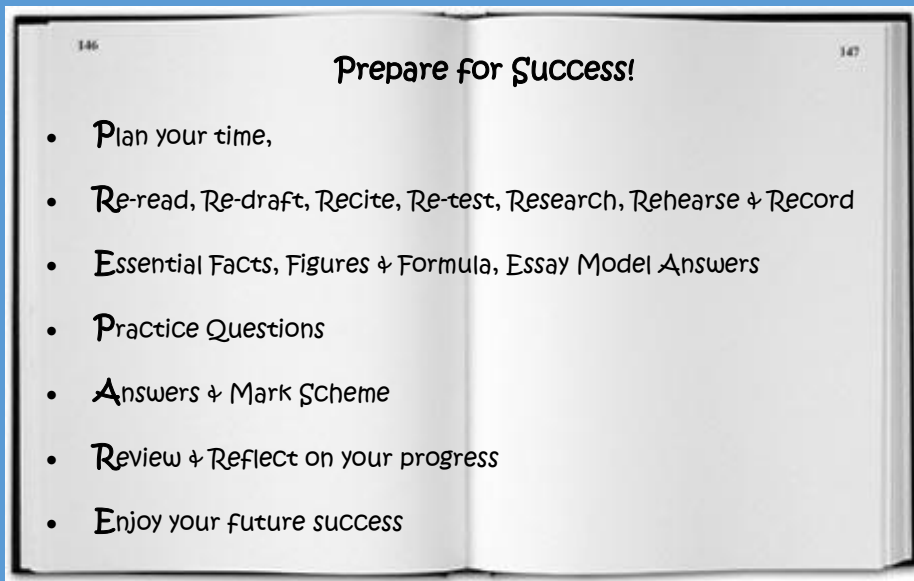




Shenfield High School



PREP Newsletter Year 7 Autumn Term 1



What is 'PREP'?

'PREP' is what we do with the information we have learnt during the school day and how we prepare for the next day of learning. Evidence suggests that we only retain 50% of the information we learnt yesterday and after a week, we only retain 10%. The only way we can move the information we have learnt into the long-term memory is through re-visiting the information 4 or 5 times over a number of weeks.

In order to improve learning retention we are encouraging students to 'PREP' each evening after school. The focus of the time should be on the learning from the day and learning from the previous week, month and/or year.

'PREP' is short for PREPARE:

- **P**lan your time,
- **R**e-read, Re-draft, Recite, Re-test, Research, Rehearse & Record
- **E**ssential Facts, Figures & Formula, Essay Model Answers
- **P**actice Questions
- **A**nswers & Mark Scheme
- **R**evise & Reflect on your progress
- **E**njoy your future success

Each department has uploaded Go4Schools and the X: Student Drive with resources, practice questions and the answers.

Students should use the resources to PREP each evening and review any areas that they still don't understand. If students require feedback, help or guidance with their prep, they are encouraged to visit their teacher in a PREP Drop-In time.

The PREP Drop-In Timetable is available on our website and in this Newsletter.

Regular 'PREP' will lead to successful exam and assessment results.

How to use this Newsletter

Each subject has an explanation of the key assessment areas and where to find the resources for their subject. There are also extra websites, books, APPs, links and Super Curricular opportunities listed if you would like to look at a subject in greater depth.

The final part of the newsletter is filled with tips and strategies on how to 'PREP' successfully.

- Improving Memory Skills & Understanding PREP
- Fun Ways to PREP

All the tools, strategies and games listed can be applied to almost any subject. It is important to use the strategies to improve understanding and information retention before you have a go at practice questions. It is essential to have the knowledge first, before you apply it to an exam/assessment situation.

Don't try and tackle all the resources at once. Students will be guided by their teachers through explanations and feedback from assessments. There is a curriculum map on our website if you would like to look ahead and start looking at the next topic.




It is important the students find the right PREP strategy for them and use them consistently.

We hope you find this newsletter useful and welcome any feedback on how we can improve it.

PREP is not optional
It's a way of life...



#PREP4Success
#Burning4Learning

English	Around the World	 Challenge Task	<p>Our current topic is 'Around the World.' Your challenge this half term is to create a fact file based on a destination of your choice. It should include Name of the place, location, the history, things you can do there, what type of person it might appeal to, interesting facts about that location, what the weather is typically like, any safety concerns about visiting and what inspired you to select this destination! This place could be somewhere you might visit as a day trip, a day in your local area or somewhere exotic. Include some pictures to make this an appealing fact file.</p>
		 Collaboration Task	<p>Interview a friend or family member about a trip or journey that was memorable to them or impacted them in some way. Remember to use open questions to gain more information.</p>
		 Contribution Task	<p>Write a persuasive letter to your Head of Year convincing them to organise a school trip that you think would appeal to your year group. Remember to use persuasive language and a formal tone in your work.</p>

Mathematics

Ratio shapes



Challenge Task

Dare to be irrational?

<https://nrich.maths.org/2671>



Collaboration Task

Visit the Winton Gallery at the science museum...

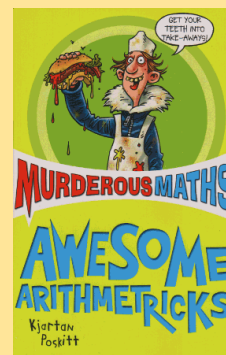
<https://www.sciencemuseum.org.uk/see-and-do/mathematics-winton-gallery>









Contribution Task




Dive into a good read...

<http://www.murderousmaths.co.uk/books/BKMM3.htm>



Science		 Challenge Task	<p>Create a model of the atom. Use whatever means you like (no food related models) to create a model of the atom that includes all the features that the sub-atomic particles of the atom exhibit. The best models will be displayed around the department</p>
		 Collaboration Task	<p>In groups of no more than 3, create a 1-minute video to highlight the important of being safe in the laboratory environment. This could include why we stand during experiments, why we wear safety goggles/spectacles, why long hair should be tied back or any other safety precaution that is taken in the lab. You should highlight the precaution that is taken and explain what danger that precaution tries to prevent. You can make it as serious or humorous as you like but it should portray the message in a way that will be memorable to students.</p>
		 Contribution Task	<p>Create a revision aid for students that will help them to recall the main features of cells.</p> <p>This could be a series of flash cards, a game, a mnemonic or even a song. Try to come up with something that is different and original. This should be something that teachers could use with their classes or give to their students that will help them to recall the names and functions of both Plant and Animal cells</p>

Art	Elements of Art	 <p>Challenge Task</p>	<p>Create an abstract piece of artwork exploring the element of colour. Use your knowledge of the colour wheel to help depict what colours to use in the work.</p> <p>When composing your overall design/ shape. You could consider using your photography and leaf drawings as inspiration for your design. [HI]</p>
		 <p>Collaboration Task</p>	<p>Go for a walk with someone responsible and take a series of photographs documenting different surfaces and textures. You should aim to take at least ten different photos.</p> <p>Consider taking photos of; natural forms – bark, water, flowers etc. Consider composition and overall lighting when taking your photographs. Make the images as clear as possible.</p> <p>Email or print off your photos to show to your teacher. [HI].</p>
		 <p>Contribution Task</p>	<p>Use the element of line to create a drawing of a leaf in as many ways as possible. Consider using a diverse range of materials to create different consistencies of line i.e., thin lines, bold lines, aggressive lines. Consider which material would best represent the line you're trying to create. Add tone to your drawing using line, if possible. [HI]</p>

Computer Science	Computer Systems	 Challenge Task	Create a PowerPoint teaching someone who has never used PowerPoint before, how to use PowerPoint.
		 Collaboration Task	Create a poster that Mr Maling can put up in his room that describes the importance of being safe online. The best one will be selected and displayed in C72.
		 Contribution Task	Create an activity/worksheet that Mr Maling can set his class to teach them about Spreadsheets. The best one will be selected and used in class.


Drama

Welcome to the Theatre



Challenge Task

To create an informational poster/ leaflet on the 5 vocal skills in Drama.
You need to say what each skill is and give an example to show your understanding.
It needs to be well presented and decorated.



Collaboration Task

In your free time, book out a Drama studio, and get together a group to create a new performance. The performance should include all the Drama skills you have learnt so far and should last between 2- 4 minutes long.




The title of this performance is: “The Day it all Went Wrong”






Contribution Task

For your next performance in class, bring in a suitable prop that you think would add to/ develop your group’s performance. You may also want to find a piece of music from YouTube that would add to your performance.




Make sure you have permission to bring an item from home.

Geography	Our planet	 Challenge Task	<p>Pick a place in your local area and describe what it is like. The best work would include sights, sounds, smells, experiences. To challenge yourself describe something that has changed in your local area recently and how this has affected people locally. For example, new buildings, changes to land use and changes to the countryside.</p> <p>A further challenge would be to find something that is going to change and explain how that could affect local people.</p>
		 Collaboration Task	<p>Design a postcard to send to your teacher about a recent place you have visited. The best work should include pictures and details of where you want and what you did as well as geographical terminology from your lessons.</p>
		 Contribution Task	<p>As this unit is about our planet, create a piece of display work that showcases something you have learnt from this unit about Earth. This could be about the history of Earth or life on Earth, our places and how they are all different, and how Earth is changing.</p> <p>Be as creative as you like. The best work will be displayed in the geography department.</p>

History	Early Britain	 Challenge Task	<p>[RT] Can you name the four groups of people that settled in Britain between 500BC & 800AD in chronological order? Give 3 facts about each group of people. Tell your history teacher what you have found out.</p>
		 Collaboration Task	<p>[HI] With a friend choose someone from one of the four groups to interview. What questions would you ask (at least 5)? What do you think the answers might be? Write a script and give it to your history teacher. You might get a chance to perform your interview in class.</p>
		 Contribution Task	<p>[HI] For our class wall displays chose a group of people from our settlers in early Britain and make a poster - for example a Roman soldier. You should label your chosen person. You might want to challenge yourself and make a 3D version.</p>

Subject	Topic	PREP Tasks	Further Research /Reading
MFL – Spanish	Module 1 - Mi vida Meeting new people and introducing yourself	<p>Contribution Task: Are you a champion? In preparation for the MFL Vocabulary Bee that takes place every three weeks during Form Time, learn the vocabulary associated with this Module – this list of vocabulary can be found in your Spanish exercise book.</p> <p>Challenge Task: Be a word-nerd! Find an article on the internet about anything that you are particularly interested in (e.g., sport, music, film, television) and make a list of new words and their meanings in English from what you find in the article. You can use Collins online Spanish dictionary to help you with the definitions.</p> <p>Collaboration Task: Practice your listening and reading skills! Try watching your favourite television shows on Netflix (or similar) with the Spanish subtitles. Alternatively, you could change the audio setting to Spanish and have English subtitles! You could even try this with your games console e.g., PlayStation or Xbox, but remember how to change it back to English when you need to!</p>	<p>Visit the local library or check their online catalogue. There are plenty of free resources: comic books, novels, books to complement students' learning... Some favourite story books are available in Spanish too!</p> <p>Spanish newspapers online. www.elpais.com www.marca.com www.20minutos.es www.bbc.com/mundo</p>
			<p>Super-Curricular Activities</p> <p>Visit a local Spanish restaurant in your area – what do you recognise on the menu? Ask if you can take one home!</p>
			<p>Media & Other Links</p> <ul style="list-style-type: none"> • www.collinsdictionary.com/spanish • www.quizlet.com/ashaunak (website or app) • Duolingo (app) - aim for 10-15 minutes/daily. It's a mix of writing, translating, practicing different vocab, and listening – all in one! It gets competitive and fun. • Memrise (app) - aim for 10-15 minutes/daily. Look for sets that are based on Mira (textbook used for Spanish at KS3) • www.language-gym.com/#!/ to practise verbs in all tenses • BBC Bitesize for Spanish

Subject	Topic	PREP Tasks	Further Research /Reading
<h1 style="text-align: center;">MFL – French</h1>	<p style="text-align: center;"><u>Module 1 – La rentrée</u></p> <p style="text-align: center;">Meeting new people and introducing yourself</p>	<p>Contribution Task: Are you a champion? In preparation for the MFL Vocabulary Bee that takes place every three weeks during Form Time, learn the vocabulary associated with this Module – this list of vocabulary can be found in your French exercise book.</p> <p>Challenge Task: Be a word-nerd! Find an article on the internet about anything that you are particularly interested in (e.g. sport, music, film, television) and make a list of new words and their meanings in English from what you find in the article. You can use Collins online French dictionary to help you with the definitions.</p> <p>Collaboration Task: Practice your listening and reading skills! Try watching your favourite television shows on Netflix (or similar) with the French subtitles. Alternatively, you could change the audio setting to French and have English subtitles! You could even try this with your games console e.g., PlayStation or Xbox, but remember how to change it back to English when you need to!</p>	<p>Visit the local library or check their online catalogue. There are plenty of free resources: comic books, novels, books to complement students’ learning... Some favourite story books are available in French too!</p> <p>French newspapers online. www.lemonde.fr www.lefigaro.fr www.lequipe.fr www.20minutos.fr www.bbc.com/mundo</p>
			<p style="text-align: center;">Super-Curricular Activities</p> <p>Visit a local French restaurant in your area – what do you recognise on the menu? Ask if you can take one home!</p>
			<p style="text-align: center;">Media & Other Links</p> <ul style="list-style-type: none"> • www.collinsdictionary.com/french • www.quizlet.com/ashaunak (website or app) • Duolingo (app) - aim for 10-15 minutes/daily. It’s a mix of writing, translating, practicing different vocab, and listening – all in one! It gets competitive and fun. • Memrise (app) - aim for 10-15 minutes/daily. • www.language-gym.com/#/ to practise verbs in all tenses • www.bbc.co.uk › languages › french › french connection •


Music	What Makes a Good Song?	 Challenge Task	<p>The Music Department provide many different Extra-Curricular opportunities throughout the week. Over the next few weeks why not try and attend at least one of the year 8 activities?</p> <p>You may wish to attend Year 7 Keyboard Club which takes places on Monday lunchtimes. This will give you an opportunity to work collaboratively with your partner in ensuring that your song is the best that it can be.</p> <p>You may wish to also attend the Ukulele Club on Wednesday lunchtimes and/or Pop Choir on Friday lunchtimes.</p>
		 Collaboration Task	<p>Working with a member of your family, try to identify all the features that you think make a good song?</p> <p>With the same person or people, pick two songs each and see if your chosen songs include those features that you have previously listed?</p> <p>Do your favourite songs include those features? If they don't include all the features that you have identified write down what else makes them successful or your favourite.</p>
		 Contribution Task	<p>Over the next few lessons, you are going to be composing a song in class that uses the chords from PriceTag by Jessie Jay. The lyrics for your song will be based on your House (Attenborough, Nightingale, Harry, and Parks). Each of your houses is based on two fundamental elements. These elements are to be the basis of the lyrics to your song.</p> <p>Start thinking about what it means to be in your House. What are the key values and what do they mean to you both inside and outside of school?</p> <p>Have a go at writing some lyrics that could be used in your song. Each line of your song must have a set number of syllables. An example might be:</p> <p>Lines 1 & 3= 10 syllables Line 2 & 4 = 8 syllables.</p> <p>Your teacher will give you the required amount in class.</p>



Challenge Task


Running challenge!

Download a running app on your phone e.g Nike run, MapMyRun, smartwatch 'activity/Fitness', Fitbit,



Apple
Strava.

1 – Run 1.5km: **2** – Time your run : **3** – Re-run and try to beat your time. Challenge points will be awards for evidence of improving your time.



Collaboration Task

Create your own Sports Game!

1. Find an appropriate space
Garden: Bedroom : Living room

2. Choose the number of people. Can everyone in your home be involved?



3. Decide on the *type* of game:

Target



e.g
Bowling

Net/Wall



e.g
Tennis

Invasion

e.g
Football



Striking

e.g.
Cricket



4. Decide the rules: How do you use the equipment? What are the playing areas? What is the scoring system? Who wins?

5.
PLAY!

6. What's next?

Name your game




Teach it to someone

Create a poster showing how to play it



Contribution Task

Bring you school planner to extra-curricular clubs. Once the morning, lunch or after school club has finished, ask a member of PE staff to sign on the day you attended that club. 8 Signatures from staff will result in a contribution point!

Social Science	Introduction to Social Science	 Challenge Task	<p>Research the history of Speakers' Corner in Hyde Park, London. When did it first start? Which famous people have spoken there? You could include your own views on it</p> <p>My biggest challenge to you would be if anyone can manage to visit Speakers' Corner whilst in London.</p>
		 Collaboration Task	<p>Ask your parents and grandparents what they think Social Science is and whether they studied any of the topics we cover when they were at school. If they are not sure, explain to them what we do. Do they think the subjects studied at Shenfield are useful? You could design your own ideas for what sort of topics should be covered in Social Sciences lessons together with them.</p>
		 Contribution Task	<p>In class, we will be completing an assessment at the end of this half term where you must write and give a speech on a topic of your choice which you feel strongly about. You could complete some further research on your topic once we get started in class.</p>