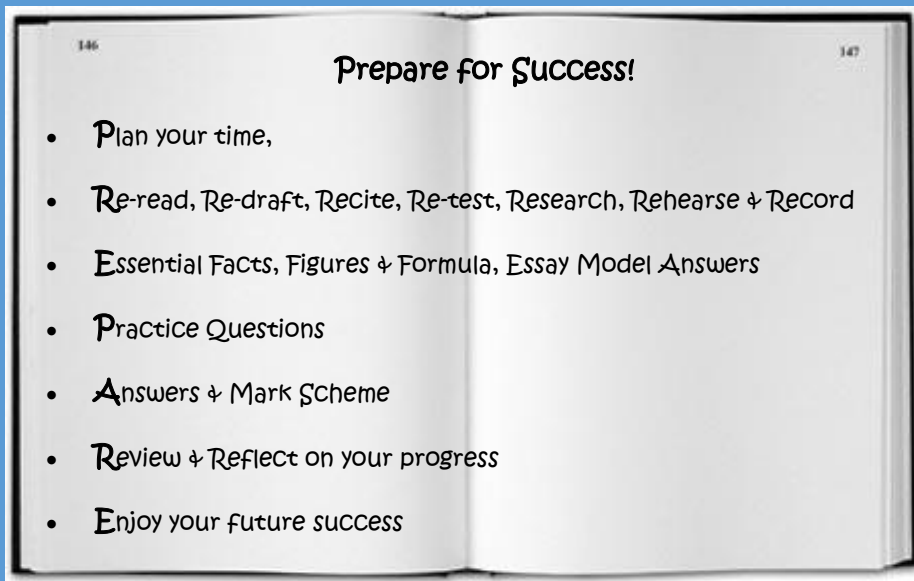




Shenfield High School



PREP Newsletter Year 7 Autumn Term 2



What is 'PREP'?

'PREP' is a model for learning. We know that success comes from hard work and that does not stop at 3pm on a school day. We want students to build good habits in order to be successful in their education and this model is the key to that success.

'PREP' is short for PREPARE:

- **P**lan your time,
- **R**e-read, Re-draft, Recite, Re-test, Research, Rehearse & Record
- **E**ssential Facts, Figures & Formula, Essay Model Answers
- **P**ractice Questions
- **A**nswers & Mark Scheme
- **R**eview & Reflect on your progress
- **E**njoy your future success




Types of PREP

- **EduLink PREP** – This is curriculum aligned work that has a deadline. This is work set by the class teacher that will need to be handed-in or completed for a certain lesson. This will be recorded on EduLink, but should also be handwritten in student planners.
- **Wider PREP** – This is on the PREP newsletter each half term and is there to broaden understanding, deepen knowledge and improve the hinterland. We want students to explore their subjects in greater detail and be inspired. The wider PREP is linked to 'C Points' which will be awarded for completion. Students can only be 'Exceeding' for Attitude to Learning if they complete Wider PREP on a regular basis.
- **Super-Curricular** – Supported through the PREP Newsletter and House competitions. This is a way to direct parents to additional learning opportunities such as historical sites, museums, galleries, theatre, media, tv etc that can help to cement a fuller understanding of the curriculum. There are many ways to learn and these provide one of the most active ways to improve learning.

Attitude to Learning Score includes PREP

Attitude to Learning Overview

	Behaviour	Effort	PREP
Exceeding Expectations	Highly motivated, engaged and mature approach to classroom learning.	Consistently working to the best of their ability, striving to learn more and improve.	Regularly completes Wider PREP from the PREP Newsletter.
Meeting Expectations	Hardworking and committed approach to classroom learning.	Work hard to complete all tasks within the lesson.	Has completed EduLink PREP, by the deadline set, to a good standard.
Occasionally Below Expectations	Sometimes distracted and does not meet the expectations of the classroom.	Work is sometimes incomplete or not given the care and attention required.	Has missed the EduLink PREP deadline and/or the PREP lacks care and attention.
Consistently Below Expectations	Poorly motivated and often distracting others. Does not meet classroom expectations consistently.	Work is often incomplete or not given the care and attention that is required.	Has consistently missed EduLink PREP deadlines and/or the PREP consistently lacks care and attention.

English	Around the World	Wider PREP		<u>Super-Curricular Activities</u>	
		 Challenge Task	<p>Our current topic is 'Around the World.' Your challenge is to read a poem in order to learn more about another place/culture. When you have finished reading, complete some further research about this place/culture (if you wish) and create a mood board on A4 paper with keywords that will help you remember what this place is/was like.</p>		<ul style="list-style-type: none"> • Read a book that teaches you about another part of the world/another culture. • Go and watch a play at the Theatre and write a diary entry about the culture of watching a play. • Watch a TV series that shows you what it is like to live in another part of the world. • Interview members of your family about their life growing up. What activities did they enjoy? How has culture changed for them?
		 Collaboration Task	<p>Write a poem about a place, different culture or environmental issue. Perform the poem to the class and discuss the topic and themes together. How does it compare with the poetry you are exploring this term?</p>		
		 Contribution Task	<p>Go for a walk around where you live and make a note of all of the things you notice around you. Notice what appeals to your senses – what can you see/hear/taste/smell/touch? Write an article persuading others to visit there.</p>		

Mathematics

Angles/Bar charts/construction

Wider PREP



Mr Russell's Excellence Challenge:

Where in the world? [Elon Musk's favourite interview question]

You're standing on the surface of the Earth. You walk one mile south, one mile west and one mile north. You end up exactly where you started. Where are you?

- Use short paragraph or diagram to explain your answer and return to Mr Russell.



Mrs Toshniwal's Excellence Challenge:

Maths Rap/Song

Write and record a short rap or portion of a song with lyrics about your favourite maths topic and email to Mrs Toshniwal.



Mr Miller's Excellence Challenge:

1996 Puzzle

Use the numerals 1, 9, 9 and 6 exactly in that order to make the following numbers: 28, 32, 35, 38, 72, 73, 76, 77, 100 and 1000 You can use the mathematical symbols +, -, x, /, $\sqrt{\quad}$, $^{\quad}$ (exponent symbol) and brackets.

Super-Curricular Activities

Visit the Wonderlab at the Science Museum in London







"This unmissable interactive experience will ignite your curiosity, fuel your imagination, and inspire you to see the world around you in new and exciting ways."

[Wonderlab: The Equinor Gallery | Science Museum](#)

Advent

As we get closer to Christmas, see if you can complete the daily tasks on this interactive advent calendar!

[Advent Calendar 2021 - Secondary \(maths.org\)](#)

Science	Investigations	Wider PREP		<p>Super-Curricular Activities</p> <p>Check out these places to visit.</p> <p>Body Worlds London</p>  <p>Chelmsford Science Festival October 12th - 18th</p>  <p>Cambridge Science Centre</p>  <p>Fancy a night in front of the box?</p> <p>Netflix Documentaries</p> <ul style="list-style-type: none"> • <i>Our Planet</i> • <i>72 Dangerous Animals</i> • <i>Unnatural Selection</i> • <i>Explained</i>
		 <p>Challenge Task</p>	<p>Watch the following experiment video all the way through. ARE ELEPHANTS AFRAID OF MICE? https://www.youtube.com/watch?v=WpTSA_25wGE As you watch the video note down what the independent, dependent and control variables are. Observe and decide if the method and equipment is accurate if it is why? If not how could it be improved? Choose the right type of graph and present the results you would expect to get and explain the science behind why they got the results they did in the video.</p>	
		 <p>Collaboration Task</p>	<p>Complete the “challenge” task and present the information. Present your completed task to a family member or friend and ask them for feedback. Note down a few improvements they suggested you make.</p>	
		 <p>Contribution Task</p>	<p>Present everything you have noted down from watching the video in an interesting and engaging way, this can be in the form of a poster or presentation (like PowerPoint).</p>	

SCIENCE PREP Drop-In Timetable

	Monday	Tuesday	Wednesday	Thursday	Friday
Before School					
Break time					
Lunchtime	Science KS3 & KS4 (Science Office) Triple Science KS4 (Mr Hall)	Science KS3 (Science Office)	Science KS3 & KS4 (Science Office)	Science KS3 & KS4 (Science Office)	Science KS3 & KS4 (Science Office)
After School	Chemistry (Mr Richards & Mrs Helim)	Biology (Mr Fletcher S12 & Mrs Masters)			Physics (Dr Pope)

ART


ELEMENTS OF ART COLOUR/TEXTURE/PATTERN

Wider PREP




Challenge Task

- [HI] Create a 'found' colour wheel.
 - Recreate the colour wheel with anything you can find that matches the colours you need.
 - You could use 'found objects' like old packaging, a leaf, or you could take photos of objects with the right colour like a jumper or a mug and then use the photos to create your wheel!
- Here's a reminder of what the colour wheel should look like.
- 



Collaboration Task

- [HI] Create an abstract piece of work from texture.
- Gather together items you can use to print a textured piece: this could be crunched up old crisp packets, objects from outside (leaves bark etc), piece of old fabric, use your imagination!!
- Use paint to cover the object, then press it onto the paper to make a print. Experiment with different pressure, amounts of paint and compositions until you find the combination you like.






Contribution Task

- [HI] Design some wallpaper
- Using your knowledge of the colour wheel and of pattern, make a design which could be repeated over and over again to make wallpaper.
- Pick 3 colours which complement each other to use in your design. Think about how the design would fit together if its repeated next to itself. You only need to draw out the design (not repeat it over and over).

Super-Curricular Activities

- Watch this Video Tutorial on the colour wheel:
<https://www.youtube.com/watch?v=Yel6Wqn4I78>
- Watch this Video Tutorial on printing with found objects:
<https://www.youtube.com/watch?v=Z8LFm1WXezM>
- Visit the design museum in London: 224-238 Kensington High Street, London, W86AG
- Watch this video about the history of wallpaper
<https://www.youtube.com/watch?v=KxHXORipYAI>
- Watch this video of the making of wallpaper:
<https://www.youtube.com/watch?v=ToksgxuSHnw>

Computer Science	Computer Systems	Wider PREP		<u>Super-Curricular Activities</u>	
		 Challenge Task	<ul style="list-style-type: none"> • Create a piece of media explaining what computer software is, the different types and their uses. 		<ul style="list-style-type: none"> • Visit Bletchley Park - https://bletchleypark.org.uk/ • Visit the Centre for Computing History http://www.computinghistory.org.uk/
		 Collaboration Task	<ul style="list-style-type: none"> • Create a 10 question quiz to ask a friend, all about computer hardware and software. 		<ul style="list-style-type: none"> • There is a plethora of Computer Science based films and documentaries across the common streaming services. <p>Suggestions include:</p> <ul style="list-style-type: none"> • The Imitation Game • The Social Dilemma • The Social Network and • The Great Hack <p>Age restrictions apply. Consult parents or carers before watching.</p>
		 Contribution Task	<ul style="list-style-type: none"> • Create a poster that can be displayed in the department that describes an AND, OR and NOT logic gate diagram. 		

Drama

Styles of Theatre (1) Melodrama & Pantomime

Wider PREP



In lessons you will be working towards creating short melodrama and pantomime performances with stock characters. Challenge yourself to write a script for a short performance you have either/ or would like to perform in class. Your scene will need at least 5 characters, a clear beginning, middle and end. You will need to use the following website to format your script correctly.
<https://www.bbc.co.uk/bitesize/topics/zkgcwmn/articles/z6hhcqt>



Design your own Pantomime Dame character! You will need to think of a unique comedy name, and design a costume for the character! Use the internet to search costumes for Pantomime Dames, the brighter and sillier the better!

You must include:

- A unique name
- A neatly drawn, and coloured, costume (labelled)
- You may wish to attach fabric swatches!



Contribute to your group's in class performance, by helping to organise the following:

- Bring props and costumes from home (with an adult's permission!)
- Organise sfx and send your Drama teacher the links, ready for the performance lesson <https://sound-effects.bbcrewind.co.uk/search>
- Write a script for the performance, to help your group members to remember their lines.
- Design the pantomime set for your performance. This could be in a collage style, or on A4 paper. You could even create a 3D miniature set inside a shoe box!

Super-Curricular Activities

Try and see a production at your local theatre, if you can – Panto season is upon us!

<https://brentwood-theatre.co.uk/whats-on/>
<https://chelmsfordtheatre.co.uk/>
<https://www.thebroadwaybarking.com/sales>

Stream professional Theatre productions for free! (Please be aware we have made suggestions on *age appropriate productions* for Year 7 pupils to stream. Not all the productions on these streaming platforms will be age appropriate)

Digital Theatre Details:
<https://edu.digitaltheatreplus.com/>

Login: student.Shenfield
 password: dt123
Watch : Alice in Wonderland, Peter Pan

Drama online Library Details:
<https://www.dramaonlinelibrary.com/>
 Username: 97QG8Dg)y+
 Password: 2He(6Ed%Rv
Watch: Peter Pan, Wonder.Land

HISTORY

The Battle of Hastings and Conquest of Britain

Wider PREP



[HI] Use the link below to investigate the site of the Battle of Hastings. Produce an artefact that might be sold in the gift shop as a souvenir of the visit.

[1066 Battle of Hastings, Abbey and Battlefield | English Heritage \(english-heritage.org.uk\)](https://www.english-heritage.org.uk/visit/1066-battle-of-hastings-abbey-and-battlefield/)



[RT] Work with a friend. Research the events of the Battle of Hastings. Produce a game that could be playing by other Year 7 students to help them sequence the events of 1066.



[HI] Research the how William kept of England after the Battle of Hastings. Produce an information poster for a school classroom showing the significance of each method. You could research:

- The Domesday Book
- The Feudal System
- Motte and Bailey Castles
- The Harrying of the North

Super-Curricular Activities

- The site of the Battle of Hastings – Click [HERE](#)
- The White Tower in the Tower of London – Click [HERE](#)
- Stansted Mountfitchet Castle - Click [HERE](#)
- BBC Bitesize – Click [HERE](#)
- Horrible Histories the board game. There is also a copy of this in the department for playing at lunchtimes (speak to your teacher to play it) – [Amazon Link](#)
- We have many Horrible Histories books and magazines within the department. Speak to your teacher if you would like to read these at break or lunchtimes.

French

Module 1 – La rentrée

Wider PREP



Tune in your eyes and ears...

Practice your listening and reading skills! Try watching your favourite television shows on Netflix (or similar) with the French subtitles. Alternatively, you could change the audio setting to French and have English subtitles!

You could even try this with your games console e.g. PlayStation or Xbox, but remember how to change it back to English when you need to!

You could always come along to MFL Film Club on Wednesday lunchtimes in H14 and talk about what you've watched or played!



Be a 'word-nerd'...

Find an article on the internet about anything that you are particularly interested in (e.g. sport, music, film, television) and make a list of new words and their meanings in English from what you find in the article. You can use Collins online French dictionary to help you with the definitions.

Be proud and bring your work to lessons for your teacher to review!

Super-Curricular Activities

- Visit a local French restaurant in your area – what do you recognise on the menu? Ask if you can take one home!
- Take a look at the labels on your clothes, food items and other items around the home – what does the writing in French say? Can you work it out?



Contribution Task

Are you a roving reporter...?

Using your own research create a fact-file of a famous city in France or any other French-speaking country and include the following information;

- The population (how many people live there)
- Where it is on a map of France (include the map)
- Three interesting landmarks/places to see
- Three interesting facts about the city
- Pictures to make your work more interesting
- Why is this city so renowned?
- Anything else you want to include!

We'd love to put your creation on display in the MFL Department, so get creative and make it interesting, colourful and informative!

Spanish

Module 1 – Mi vida

Wider PREP



Tune in your eyes and ears...

Practice your listening and reading skills! Try watching your favourite television shows on Netflix (or similar) with the Spanish subtitles. Alternatively, you could change the audio setting to Spanish and have English subtitles!

You could even try this with your games console e.g. PlayStation or Xbox, but remember how to change it back to English when you need to!

You could always come along to MFL Film Club on Wednesday lunchtimes in H14 and talk about what you've watched or played!



Be a 'word-nerd'...

Find an article on the internet about anything that you are particularly interested in (e.g. sport, music, film, television) and make a list of new words and their meanings in English from what you find in the article. You can use Collins online Spanish dictionary to help you with the definitions.

Be proud and bring your work to lessons for your teacher to review!

Super-Curricular Activities

- Visit a local Spanish restaurant in your area – what do you recognise on the menu? Ask if you can take one home!
- Take a look at the labels on your clothes, food items and other items around the home – what does the writing in Spanish say? Can you work it out?





Contribution Task

Are you a roving reporter...?

Using your own research create a fact-file of a famous city in Spain or (any other Spanish-speaking country and include the following information;

- The population (how many people live there)
- Where it is on a map of Spain (include the map)
- Three interesting landmarks/places to see
- Three interesting facts about the city
- Pictures to make your work more interesting
- Why is this city so renowned?
- Anything else you want to include!




We'd love to put your creation on display in the MFL Department, so get creative and make it interesting, colourful and informative!




Music	Folk Music	Wider PREP		<u>Super-Curricular Activities</u>
		 Challenge Task	<p>[HI] In class, you have learnt how to play Amazing Grace, Swing Low and will be learning how to play Drunken Sailor.</p> <p>One of your pieces of work will be to create an arrangement of Drunken Sailor.</p> <p>Along with creating your own version of Drunken Sailor, your challenge is to create your own arrangement/version of Amazing Grace and/or Swing Low. You can either do this individually or as part of a pair/group.</p> <p>You should consider changing how the musical elements are used within your arrangement. Think about different ways that you can play the melody – are you going to play it in its entirety or have small segments performed?</p> <p>How are you going to add chords to the melody? Which notes from the pentatonic scale work best during different parts of the melody? This is something for you to work out as part of the challenge task.</p> <p>Be prepared to video and email your performance to your teacher or perform it live to your teacher.</p>	
		 Collaboration Task	<p>[HI] Work with a partner to research the music of both Bob Dylan and Mumford and Sons. Consider the instrumentation that they use, the structure of their songs and meaning behind the lyrics.</p> <p>How have the fundamentals of folk music that you have learnt in class influenced the music that Bob Dylan and Mumford and Sons write/perform?</p> <p>To take this to the next level, listen to an up-and-coming folk band from Birmingham called the Bonfire Radicals. They can be found on Apple Music, Spotify or YouTube. How does this band’s music compare to ‘traditional’ folk music?</p> <p>https://www.youtube.com/watch?v=vrEG_qrtI9M</p>	



**Contribution
Task**

[HI] Create a revision material booklet of all the new key terms that you have learnt since starting this scheme of work. This will be shared with other students in your class and be used for new displays in the classrooms.

PE	Half term two	Wider PREP		<u>Super-Curricular Activities</u> <ul style="list-style-type: none"> • Watch some sporting events live (if possible) or watch on the television: November & December: 2022 sporting calendar: Big events from Winter Olympics to the World Cup - BBC Sport • Register for the Vitality 5km parkrun: register parkrun UK • Mindfulness activities: 5 Fun Mindfulness Activities for Kids Big Life Journal Mindfulness Activities for Kids - YouTube • Continue the couch to 5km: Couch to 5K Training Plan -A Complete Guide for Beginners (runtothefinish.com) • Sports to try in Brentwood: Sports and activities Brentwood Council
		 <p>Challenge Task</p>	<p>Silverline 719802 Disposable Overall XXL 146cm (58") : Amazon.co.uk: Clothing</p> <p>Use the link above to buy a disposable overall suit! Draw on the suit all the bones and the muscles you have learnt. Colour the muscles in a different to the bones. Once you have completed it, wear it and send your teacher in picture of the front and back. 19 bones and 13 muscles!</p>	
		 <p>Collaboration Task</p>	<p><u>Create a video!</u></p> <p>Get together with a partner and find an app on your smart phone and create a video demonstrating the different skills you have learnt in one curriculum area so far this year. An example could be Netball: Different types of passing, explaining the footwork, talking through the areas on the court and shooting! One person can demonstrate the skills whilst the other talks about the skills.</p>	
		 <p>Contribution Task</p>	<p>Bring you school planner to extra-curricular clubs. Once the morning, lunch or after school club has finished, ask a member of PE staff to sign on the day you attended that club. 3 Signatures from staff will result in a contribution point!</p>	

Social Science	Christianity	Wider PREP		Super-Curricular Activities	
		 Challenge Task	<p>Produce a comic strip style story board of a biblical story or Christian festival.</p>		<ul style="list-style-type: none"> • https://www.bbc.co.uk/iplayer/episode/p096g91h/being-series-1-5-christian • Watch the show called “Being Christian” to learn a personal view on following this religion. Write up your thoughts to show to your teacher.
		 Collaboration Task	<p>Talk to the others in your class in order to help you understand all the new ideas and concepts from this topic. At the end of the topic, we will have a “fact check” in class to see what we can remember. In advance of this, you could produce a mind map or revision card with the main points included and then test yourself or get others to test you.</p>		<ul style="list-style-type: none"> • Take a visit to a local church or cathedral. Try to find the key features which we will discuss in class. You could take photos and label them in a leaflet or poster all about your visit. You could include some research into the history of the church or cathedral.
		 Contribution Task	<p>To contribute to our learning in class, you could look out for as many different Christian buildings as possible in your local area or on the internet. List as many different Christian buildings as you can. Bring in photos and say why you might like each different building style.</p>		<ul style="list-style-type: none"> • Research places of importance to Christians such as Lourdes, Jerusalem or Walsingham.