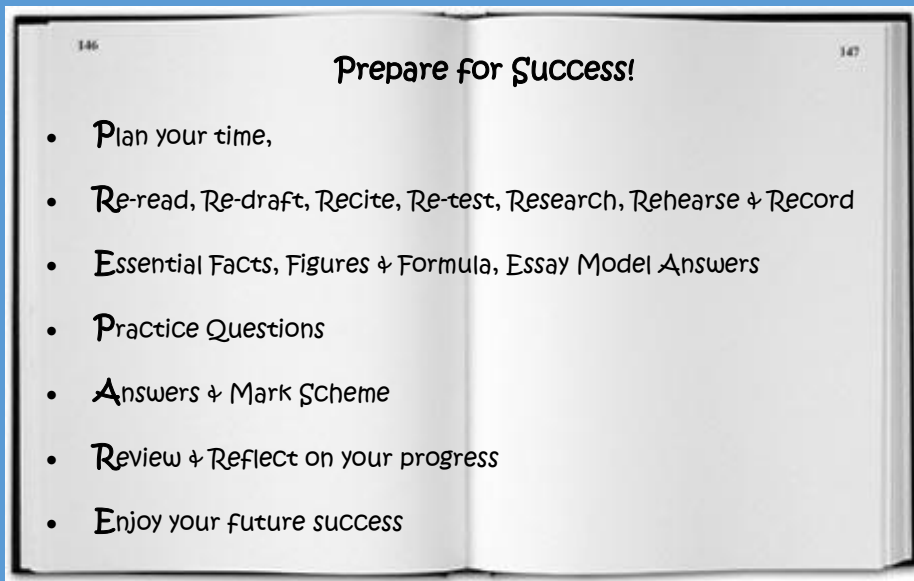




Shenfield High School



PREP

Newsletter

Year 9

Autumn Term 2



What is 'PREP'?

'PREP' is a model for learning. We know that success comes from hard work and that does not stop at 3pm on a school day. We want students to build good habits in order to be successful in their education and this model is the key to that success.

'PREP' is short for PREPARE:

- **P**lan your time,
- **R**e-read, Re-draft, Recite, Re-test, Research, Rehearse & Record
- **E**ssential Facts, Figures & Formula, Essay Model Answers
- **P**ractice Questions
- **A**nswers & Mark Scheme
- **R**evise & Reflect on your progress
- **E**njoy your future success

Types of PREP

- **EduLink PREP** – This is curriculum aligned work that has a deadline. This is work set by the class teacher that will need to be handed-in or completed for a certain lesson. This will be recorded on EduLink, but should also be handwritten in student planners.
- **Wider PREP** – This is on the PREP newsletter each half term and is there to broaden understanding, deepen knowledge and improve the hinterland. We want students to explore their subjects in greater detail and be inspired. The wider PREP is linked to 'C Points' which will be awarded for completion. Students can only be 'Exceeding' for Attitude to Learning if they complete Wider PREP on a regular basis.
- **Super-Curricular** – Supported through the PREP Newsletter and House competitions. This is a way to direct parents to additional learning opportunities such as historical sites, museums, galleries, theatre, media, tv etc that can help to cement a fuller understanding of the curriculum. There are many ways to learn and these provide one of the most active ways to improve learning.

Attitude to Learning Score includes PREP




Attitude to Learning Overview




	Behaviour	Effort	PREP
Exceeding Expectations	Highly motivated, engaged and mature approach to classroom learning.	Consistently working to the best of their ability, striving to learn more and improve.	Regularly completes Wider PREP from the PREP Newsletter.
Meeting Expectations	Hardworking and committed approach to classroom learning.	Work hard to complete all tasks within the lesson.	Has completed EduLink PREP, by the deadline set, to a good standard.
Occasionally Below Expectations	Sometimes distracted and does not meet the expectations of the classroom.	Work is sometimes incomplete or not given the care and attention required.	Has missed the EduLink PREP deadline and/or the PREP lacks care and attention.
Consistently Below Expectations	Poorly motivated and often distracting others. Does not meet classroom expectations consistently.	Work is often incomplete or not given the care and attention that is required.	Has consistently missed EduLink PREP deadlines and/or the PREP consistently lacks care and attention.

PREP is not optional
It's a way of life...



#PREP4Success
#Burning4Learning

English	The Struggle for Survival	Wider PREP		<u>Super-Curricular Activities</u> <ul style="list-style-type: none"> Visit the Imperial War Museum and write an account of your trip. What did you learn about survival? Watch 'I am Greta' on BBC iplayer. Make notes as to how she campaigns. Read 'We are Displaced' by Malala Yousafzai. What do you learn from each person's story of survival?
		 Challenge Task	<p>Complete some research based on Martin Luther King and the Civil Rights Movement. It might help you to watch some videos on YouTube and to make some notes on your findings.</p>	
		 Collaboration Task	<p>Create a survival guide for someone who is shipwrecked on a desert island.</p>	
		 Contribution Task	<p>Write a story imagining that you are a soldier in a real or imagined war. Ensure that your writing is descriptive and that it uses language and structure for effect.</p>	

Mathematics	Averages/construction/bounds	Wider PREP		Super-Curricular Activities
		 Challenge Task	<p><u>Mr Russell's Excellence Challenge:</u></p> <p>Where in the world? [Elon Musk's favourite interview question]</p> <p><i>You're standing on the surface of the Earth. You walk one mile south, one mile west and one mile north. You end up exactly where you started. Where are you?</i></p> <p>Use short paragraph or diagram to explain your answer and return to Mr Russell.</p>	
		 Collaboration Task	<p><u>Mrs Toshniwal's Excellence Challenge:</u></p> <p>Maths Rap/Song</p> <p>Write and record a short rap or portion of a song with lyrics about your favourite maths topic and email to Mrs Toshniwal.</p>	
		 Contribution Task	<p><u>Mr Miller's Excellence Challenge:</u></p> <p>1996 Puzzle</p> <p>Use the numerals 1, 9, 9 and 6 exactly in that order to make the following numbers: 28, 32, 35, 38, 72, 73, 76, 77, 100 and 1000 You can use the mathematical symbols +, -, ×, /, √, ^ (exponent symbol) and brackets.</p>	

Visit the Wonderlab at the Science Museum in London






"This unmissable interactive experience will ignite your curiosity, fuel your imagination, and inspire you to see the world around you in new and exciting ways."



[Wonderlab: The Equinor Gallery | Science Museum](#)

Advent

As we get closer to Christmas, see if you can complete the daily tasks on this interactive advent calendar!




[Advent Calendar 2021 - Secondary \(maths.org\)](#)

Science	Bonding and Structure, Energy, Organisation	Wider PREP		<p>Super-Curricular Activities</p> <p>Take a virtual Tour!</p>  <p>https://www.sciencemuseum.org.uk/virtual-tour-science-museum</p> <p>Chelmsford Science Festival October 12th - 18th</p>  <p>Visit Mars!</p> <p>https://accessmars.withgoogle.com/</p>  <p>Live Stream or go to an in person event!</p>
		 <p>Challenge Task</p>	<p>Choose the topic you are covering in your lessons. Watch the set of 3 videos for the topic you have chosen. Choice 1- Bonding and Structure https://www.youtube.com/watch?v=6DtrrWA5nkE https://www.youtube.com/watch?v=Biq-e9hsbil https://www.youtube.com/watch?v=x_J36kJaeE Choice 2- Energy https://www.youtube.com/watch?v=63OTIdNb-TE https://www.youtube.com/watch?v=rNS-W7k0jts https://www.youtube.com/watch?v=kAD0KVvqWpA Choice 3- Organisation https://www.youtube.com/watch?v=MB6mE6weCS4 https://www.youtube.com/watch?v=gEUu-A2wfSE https://www.youtube.com/watch?v=SzKKYIJJ-c</p> <p>You are then going to review these videos and the way the information is delivered. Did the video keep your interest? If so how? if not, why not? What was the most interesting part of the video? Overall which video do you consider to be the best? And why?</p>	
		 <p>Collaboration Task</p>	<p>Find someone to compare your reviews to. How are your opinions of the videos different or similar? Use this to suggest 3 ways the example videos could be improved.</p>	

		 <p>Contribution Task</p>	<p>Make your own SHORT (no more than 2mins) video of the same topic considering what you liked and didn't like about how the information was presented in the 3 example videos. You can show this to your teacher and discuss any challenges or difficulties you found.</p>	<div>  The Royal Institution Science Lives Here </div> <ul style="list-style-type: none"> https://www.rigb.org/what-s-on?type=6,7,26,25
--	--	---	---	---




SCIENCE PREP Drop-In Timetable




	Monday	Tuesday	Wednesday	Thursday	Friday
Before School					
Break time					
Lunchtime	Science KS3 & KS4 (Science Office) Triple Science KS4 (Mr Hall)	Science KS3 (Science Office)	Science KS3 & KS4 (Science Office)	Science KS3 & KS4 (Science Office)	Science KS3 & KS4 (Science Office)
After School	Chemistry (Mr Richards & Mrs Helim)	Biology (Mr Fletcher S12 & Mrs Masters)			Physics (Dr Pope)




ART	NATURAL FORMS	Wider PREP		Super-Curricular Activities
		 <p>Challenge Task</p>	<ul style="list-style-type: none"> • [HI] Make an abstract picture. • Find a natural object to use to make your picture - something that shows an obvious pattern, like a leaf, bark from a tree, fruit cut open etc. • Use the object or a photo of the object to work from to create an abstract or simplified version and focus in closely on the pattern. You can use any medium and lots of colour. 	
		 <p>Collaboration Task</p>	<ul style="list-style-type: none"> • [HI] Research artist Georgia O'Keeffe. • Create a fact file for artist Georgia O'Keeffe including images of her work relating to natural forms. • Include where and when she lived, what style and medium she used, and what were the themes of her work. Write about what you think about her work. • Hand in on A4 or A3 paper. 	
		 <p>Contribution Task</p>	<ul style="list-style-type: none"> • [HI] Take Inspiration from the work of Georgia O'Keeffe to create a picture based on the landscape around you. • Georgia O'Keeffe took inspiration from her surroundings for many of her paintings, including buildings, mountains, bones, flowers. Create a composition with 3 elements from the landscape outside, and put them together to create an abstract picture. You can use any medium, and complete the piece on A3 or A4 paper. 	




Super-Curricular Activities



- Visit the Tate Britain to explore their collection of Abstract Art.
Tate Britain, Millbank, London, SW1P 4RG
- Read this Guide from the Tate about abstract art.
<https://www.tate.org.uk/art/art-terms/abstract-art>
- Visit an exhibition of the work of Maria Bartuszova, who makes sculptures inspired by natural forms, at the Tate Modern 20 Sept-16 April.
- Watch this video about artist Georgia O'Keeffe.
<https://www.youtube.com/watch?v=C3iKpMOH6Ek>
- Watch this video of Georgia O'Keeffe's paintings.
<https://www.youtube.com/watch?v=OMJucIT7lnw>

Computer Science	Your data	Wider PREP		<u>Super-Curricular Activities</u> <ul style="list-style-type: none"> Visit Bletchley Park - https://bletchleypark.org.uk/ Visit the Centre for Computing History http://www.computinghistory.org.uk/ There is a plethora of Computer Science based films and documentaries across the common streaming services. Suggestions include: <ul style="list-style-type: none"> The Imitation Game The Social Dilemma The Social Network and The Great Hack Age restrictions apply. Consult parents or carers before watching.
		 Challenge Task	<ul style="list-style-type: none"> Practise your research skills by researching the Cambridge Analytica scandal. Put together a summary of what happened. 	
		 Collaboration Task	<ul style="list-style-type: none"> Create a 10 question interview to ask a family member or friend, quizzing them on how much they know about how their data is used when they use social media. 	
		 Contribution Task	<ul style="list-style-type: none"> Create a poster that explains why adverts pop up on our social media feeds, usually for products that we have recently searched or online. 	

Drama	Styles of Theatre (5) -Verbatim	Wider PREP		Super-Curricular Activities
		 Challenge Task	In lessons you will be exploring a verbatim script based on true events. You need to challenge yourself to research a topic which is relevant to your age group and to find a news report or interview on the topic. Topics could include lowering the voting age to 16, or education, impact of social media or lack of opportunities etc Pick out at least 5 key verbatim (word for word) quotes from the article/ interview and you will need to write a monologue for a character, which includes these quotes. The quotes must be verbatim and can appear anywhere in the monologue, the rest of the monologue is up to your imagination!	<ul style="list-style-type: none">Try and see a production at your local theatre, if you can – Panto season is upon us! <p>https://brentwood-theatre.co.uk/whats-on/ https://chelmsfordtheatre.co.uk/ https://www.thebroadwaybarking.com/sales</p>
		 Collaboration Task	Work with a friend/someone from home to create an audio podcast based on the theme of internet/ online gaming safety, which we have been exploring in class. You will need to use a voice memo app on your phone, or you may borrow a Dictaphone. You may want to interview friends and family and their views on how to stay safe online and a “top tips” section. You must also state the organisations who can help. You can email your audio clips to your Drama teacher.	<ul style="list-style-type: none">Stream professional Theatre productions for free! (Please be aware we have made suggestions on <i>age appropriate productions</i> for Year 9 pupils to stream. Not all the productions on these streaming platforms will be age appropriate) <p>Digital Theatre Details: https://edu.digitaltheatreplus.com/</p>
		 Contribution Task	Contribute to your group’s in class performance, by helping to organise the following: <ul style="list-style-type: none">Bring props and costumes from home (with an adult’s permission!)Organise sfx and send your Drama teacher the links, ready for the performance lesson https://sound-effects.bbcrewind.co.uk/searchWrite a script for the performance, to help your group members to remember their lines.Design the set or costume elements of your performance. This could be in a collage style, or on A4 paper. You could even create a 3D miniature set inside a shoe box!	<p>Login: student.Shenfield password: dt123 Watch: Billy the Kid, A Midsummer Night’s Dream, , A Christmas Carol, Frankenstein (Black Eyed Theatre),</p> <p>Drama online Library Details: https://www.dramaonlinelibrary.com/ Username: 97QG8Dg)y+ Password: 2He(6Ed%Rv Watch: One Man, two Guvnors, Macbeth, Romeo and Juliet, Twelfth Night, Treasure Island</p>

Geography	Factfulness	Wider PREP		Super-Curricular Activities <ul style="list-style-type: none"> Read the book Factfulness by Hans Rosling – available from the school and local libraries. Next time you are on holiday or take a trip to a different place, write a blog (or make vlog) about your experiences of the different people and cultures you may meet. Learn more about Hans Roslings' view of the world by watching his 'movie' called don't panic. Learn more about the misconceptions we have about Africa by visiting some museum displays. Africa Fashion - Exhibition at South Kensington · V&A (vam.ac.uk) Africa British Museum We Are Exhibition The Africa Centre
		 Challenge Task	<p>Using ideas from your lessons about our 'overdramatic world view', complete the quiz using the link below and see if you can score more highly than the chimps!!</p> <p>Gapminder Worldview Upgrader</p> <p>Show us your certificates!!</p>	
		 Collaboration Task	<p>Make your own quiz using the pictures and resources from the dollar street section of the gapminder website.</p> <p>Use pictures of different aspects of life (toilets, bedrooms, back yards, etc) and see if your friends or family can match them to the correct countries. Maybe choose just 5 countries to start with and then 4 or 5 different aspects of life to compare.</p> <p>Dollar Street - photos as data to kill country stereotypes (gapminder.org)</p>	
		 Contribution Task	<p>Make a newspaper article using the title "Why we should not use stereotypes".</p> <p>Present your work on a sheet of A4 paper in the format of maybe the front page of a newspaper. Try to include facts and details from your lessons on why there is danger in only considering a single point of view.</p>	

HISTORY	Slavery and Civil Rights	Wider PREP		<u>Super-Curricular Activities</u> <ul style="list-style-type: none"> A virtual tour of key civil rights locations – Click HERE Museum of London, Docklands – Click HERE Walking tour of London – Click HERE The National Portrait Gallery (works can also be viewed online) – Click HERE Speak to your teacher about the books and magazines available to read in the department.
		 Challenge Task	<p>[HI] Create a timeline of the Civil Rights Movement. Who were the key individuals? Which were the key events? Highlight these and explain their significance.</p>	
		 Collaboration Task	<p>[HI] Listen to Martin Luther King's speech. What was King's dream? https://www.youtube.com/watch?v=3vDWWy4CMhE In a pair or small group write your own version of MLK's speech relevant to today. What is your vision for equality for all? How could it be achieved?</p>	
		 Contribution Task	<p>[RT] Who was Rosa Parkes? What did she do? What impact did she have on the Civil Rights movement? Design a poster/banner/information leaflet to contribute to the House system that could be displayed on the House noticeboard.</p>	

French	Module 1 – À loisir	Wider PREP		<u>Super-Curricular Activities</u> <ul style="list-style-type: none"> Visit a local French restaurant in your area – what do you recognise on the menu? Ask if you can take one home! Take a look at the labels on your clothes, food items and other items around the home – what does the writing in French say? Can you work it out?
		 Challenge Task	<p><u>Tune in your eyes and ears...</u></p> <p>Practice your listening and reading skills! Try watching your favourite television shows on Netflix (or similar) with the French subtitles. Alternatively, you could change the audio setting to French and have English subtitles!</p> <p>You could even try this with your games console e.g. PlayStation or Xbox, but remember how to change it back to English when you need to!</p> <p>You could always come along to MFL Film Club on Wednesday lunchtimes in H14 and talk about what you've watched or played!</p>	
		 Collaboration Task	<p><u>Be a 'word-nerd'...</u></p> <p>Find an article on the internet about anything that you are particularly interested in (e.g. sport, music, film, television) and make a list of new words and their meanings in English from what you find in the article. You can use Collins online French dictionary to help you with the definitions.</p> <p>Be proud and bring your work to lessons for your teacher to review!</p>	





Contribution Task

Are you a roving reporter...?

Using your own research create a fact-file of a famous city in France or any other French-speaking country and include the following information;

- The population (how many people live there)
- Where it is on a map of France (include the map)
- Three interesting landmarks/places to see
- Three interesting facts about the city
- Pictures to make your work more interesting
- Why is this city so renowned?
- Anything else you want to include!

We'd love to put your creation on display in the MFL Department, so get creative and make it interesting, colourful and informative!

Spanish	Module 1 – La tele, las películas y las redes sociales	Wider PREP		<u>Super-Curricular Activities</u> <ul style="list-style-type: none"> • Visit a local Spanish restaurant in your area – what do you recognise on the menu? Ask if you can take one home! • Take a look at the labels on your clothes, food items and other items around the home – what does the writing in Spanish say? Can you work it out?
		 Challenge Task	<p><u>Tune in your eyes and ears...</u></p> <p>Practice your listening and reading skills! Try watching your favourite television shows on Netflix (or similar) with the Spanish subtitles. Alternatively, you could change the audio setting to Spanish and have English subtitles!</p> <p>You could even try this with your games console e.g. PlayStation or Xbox, but remember how to change it back to English when you need to!</p> <p>You could always come along to MFL Film Club on Wednesday lunchtimes in H14 and talk about what you've watched or played!</p>	
		 Collaboration Task	<p><u>Be a 'word-nerd'...</u></p> <p>Find an article on the internet about anything that you are particularly interested in (e.g. sport, music, film, television) and make a list of new words and their meanings in English from what you find in the article. You can use Collins online Spanish dictionary to help you with the definitions.</p> <p>Be proud and bring your work to lessons for your teacher to review!</p>	



Contribution Task

Are you a roving reporter...?

Using your own research create a fact-file of a famous city in Spain or (any other Spanish-speaking country and include the following information;

- The population (how many people live there)
- Where it is on a map of Spain (include the map)
- Three interesting landmarks/places to see
- Three interesting facts about the city
- Pictures to make your work more interesting
- Why is this city so renowned?
- Anything else you want to include!

We'd love to put your creation on display in the MFL Department, so get creative and make it interesting, colourful and informative!

Music

Romanticism

Wider PREP



Challenge Task

[HI] Compare the life and music of two Romantic composers.

You may wish to compare Sibelius, Chopin and Franz Liszt.

Sibelius -

<https://www.youtube.com/watch?v=bfhbnwxQcXU>

Chopin –

<https://www.youtube.com/watch?v=QNVxf4VRUWY>

Liszt –

<https://www.youtube.com/watch?v=gRVvoFfif8E>

Which composer do you prefer and why?



Collaboration Task

[HI] Using the skills and knowledge that you have learnt in class, write your own piece of music in a 'Romantic' style using musical notation.

This piece should be different to the one that you have written in class. You may wish to use *Sibelius* in X8 on Thursday lunchtimes to complete your additional composition.



Contribution Task

[HI] Make a list of the key events that occurred during the Romantic Period – 1820 to 1910. Create a timeline of these events. This will be shared with the class to raise the awareness of the importance of Romantic music.

You may wish to use the following video to help you...

<https://www.youtube.com/watch?v=ya8L-C6QQdY>




Super-Curricular Activities




- <https://www.youtube.com/watch?v=yu4SpYE16vY>
Introduction to the Romantic period.
- Watch the London Symphony Orchestra perform Sibelius in concert - <https://lso.co.uk/whats-on/icalrepeat.detail/2022/12/01/2322/-/sir-simon-rattle-landscapes-in-sound.html>
- Research into 'Pictures at an Exhibition' by Russian composer, Modest Petrovich Mussorgsky.

Using his idea of creating music for a picture, choose your favourite picture and try to compose a piece of music in a Romantic style for that picture.

The pictures and music from 'Pictures at an Exhibition' can be found here:

https://www.youtube.com/watch?v=4eGJN_eNXS4

PE	Half term two	Wider PREP		<u>Super-Curricular Activities</u> <ul style="list-style-type: none"> Watch some sporting events live (if possible) or watch on the television: November & December: 2022 sporting calendar: Big events from Winter Olympics to the World Cup - BBC Sport Register for the Vitality 5km parkrun: register parkrun UK Mindfulness activities: https://www.youtube.com/watch?v=pcrA7QV_Jxg https://biglifejournal.com/blogs/blog/5-fun-mindfulness-activities-children-breathing-exercises Continue the couch to 5km: Couch to 5K Training Plan -A Complete Guide for Beginners (runtothefinish.com) Sports to try in Brentwood: Sports and activities Brentwood Council Sports complexes in Essex: https://www.tripadvisor.co.uk/Attractions-g186278-Activities-c56-t131-Essex_England.html
		 Challenge Task	Silverline 719802 Disposable Overall XXL 146cm (58") : Amazon.co.uk: Clothing Use the link above to buy a disposable overall suit! Draw on the suit all the bones and the muscles you have learnt. Colour the muscles in a different to the bones. Once you have completed it, wear it and send your teacher in picture of the front and back. 19 bones and 13 muscles!	
		 Collaboration Task	<u>Create a video!</u> Get together with a partner and find an app on your smart phone and create a video demonstrating the different skills you have learnt in one curriculum area so far this year. An example could be Netball: Different types of passing, explaining the footwork, talking through the areas on the court and shooting! One person can demonstrate the skills whilst the other talks about the skills.	
		 Contribution Task	Bring your school planner to extra-curricular clubs. Once the morning, lunch or after school club has finished, ask a member of PE staff to sign on the day you attended that club. 5 Signatures from staff will result in a contribution point!	

Social Science	Crime and Punishment	Wider PREP		<u>Super-Curricular Activities</u> <ul style="list-style-type: none"> If you are over 14, with your parents, you are allowed to visit a courtroom to observe what goes on from the public gallery. Complete research about different types of prisons. You could look at prisons in Norway or the USA. https://www.lifeinnorway.net/prisons/ https://www.bbc.co.uk/bitesize/guides/z938v9q/revision/7 Research a famous crime case which has taken place in the UK. Explain what happened, what punishment was given and if you think that it was correct. Can you find out statistics about when and why the death penalty is used in a range of countries?
		 Challenge Task	<p>Many of you may be interested in jobs within the legal system. Complete some additional research on -</p> <ul style="list-style-type: none"> The differences between a magistrate's court and crown court. The jobs of solicitors, magistrates and judges. <p>How are laws made in this country?</p>	
		 Collaboration Task	<p>In advance of our lessons on the death penalty, you could collaborate with others by asking for their opinions. You could aim to talk to friends and family members and ask them if they agree or disagree with the use of the death penalty and ask them for their reasons on either side. You could present this work in a table of the opposite arguments.</p>	
		 Contribution Task	<p>In order to support your learning further, you could contribute to lessons by researching what the different religions think about the types of punishments used, especially the death penalty.</p>	