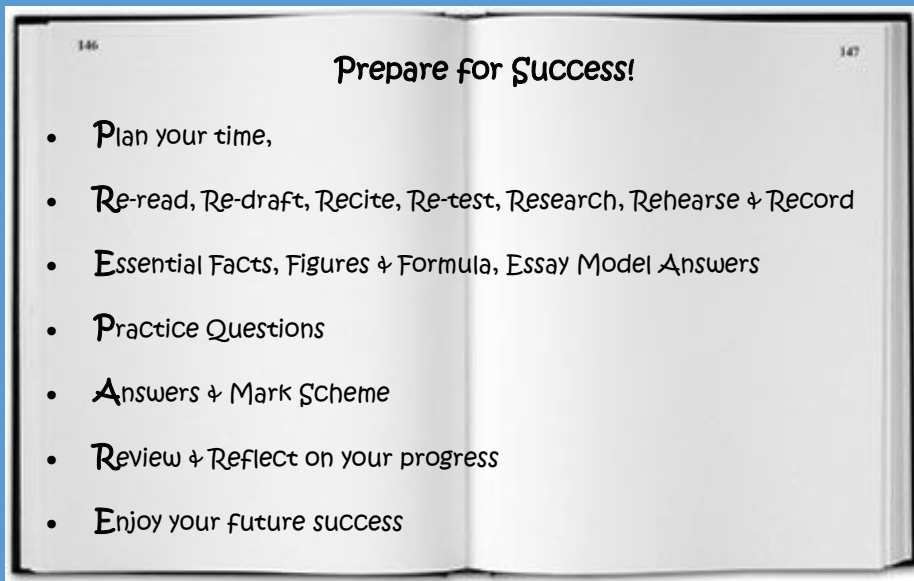





Shenfield High School



PREP  
Newsletter  
Year 9  
Spring Term 1



## What is 'PREP'?

'PREP' is what we do with the information we have learnt during the school day and how we prepare for the next day of learning. Evidence suggests that we only retain 50% of the information we learnt yesterday and after a week, we only retain 10%. The only way we can move the information we have learnt into the long-term memory is through re-visiting the information 4 or 5 times over a number of weeks.

In order to improve learning retention we are encouraging students to 'PREP' each evening after school. The focus of the time should be on the learning from the day and learning from the previous week, month and/or year.

'PREP' is short for PREPARE:

- **P**lan your time,
- **R**e-read, Re-draft, Recite, Re-test, Research, Rehearse & Record
- **E**ssential Facts, Figures & Formula, Essay Model Answers
- **P**ractice Questions
- **A**nswers & Mark Scheme
- **R**eview & Reflect on your progress
- **E**njoy your future success

Each department has uploaded Go4Schools and the X: Student Drive with resources, practice questions and the answers.

Students should use the resources to PREP each evening and review any areas that they still don't understand. If students require feedback, help or guidance with their prep, they are encouraged to visit their teacher in a PREP Drop-In time.

The PREP Drop-In Timetable is available on our website and in this Newsletter.

Regular 'PREP' will lead to successful exam and assessment results.

## How to use this Newsletter

Each subject has an explanation of the key assessment areas and where to find the resources for their subject. There are also extra websites, books, APPs, links and Super Curricular opportunities listed if you would like to look at a subject in greater depth.

The final part of the newsletter is filled with tips and strategies on how to 'PREP' successfully.

- Improving Memory Skills & Understanding PREP
- Funs Ways to PREP

All the tools, strategies and games listed can be applied to almost any subject. It is important to use the strategies to improve understanding and information retention before you have a go at practice questions. It is essential to have the knowledge first, before you apply it to an exam/assessment situation.

Don't try and tackle all the resources at once. Students will be guided by their teachers through explanations and feedback from assessments. There is a curriculum map on our website if you would like to look ahead and start looking at the next topic.

It is important the students find the right PREP strategy for them and use them consistently.

We hope you find this newsletter useful and welcome any feedback on how we can improve it.

**PREP** is not optional

It's a way of life...




#PREP4Success  
#Burning4Learning




## Year 9 - PREP Guide – Half Term 3

Subject	Topic	PREP Tasks	Further Research /Reading
<b>English</b>	<b>Relationship Poetry</b>	<p>[ER] Write your own poem on any issue that is important to you. Then learn and recite it to an audience.</p> <p>[ER] Make your own video, storyboard or animation to in response to a poem of your choice. Check out YouTube to see the thousands of students who have already done this.</p> <p>[ER] Put together a picture gallery to represent some of the issues explored in a poem of your choice. Then write a short description about what inspired your gallery.</p> <p>[ER] Write a poem in the style of a poet of your choice. Use language and structure for effect.</p> <p>[ER] Modernise a famous sonnet by a poet of your choice.</p> <p>[ER] Create some song lyrics based on the theme of love and relationships. Try and use interesting and sophisticated language choices.</p> <p>[ER] Write a story based on the setting of one of the poems you have studied in class.</p> <p>[ER] Create a vocabulary list for all the new words you are learning over this term. Learn them and try to use them in your work.</p> <p>[ER] Select a poem of your choice. Draw the image it builds in your mind and label it with key quotations.</p> <p>[ER] Make your own poetry anthology. Try to include 5 of your favourite poems of all time. One of these could be song lyrics. Write a note at the end of your anthology about why you have made these choices.</p> <p>[ER] Turn a poem into a storyboard. Label it with key quotations.</p> <p>[ER] Write a story based on a poem of your choice. You should change it as you wish to fully engage your reader.</p> <p>[ER] Make a revision poster based on a poem of your choice. Include key images that are built in your mind, quotations and brief analysis. Also, consider how relationships are presented in the poem.</p>	<p>[ER] Watch a lyric video for an appropriate song, then pick out and analyse the techniques used by the writer.</p> <p>[ER] Use YouTube to watch a video of a poem you have studied in lesson. Look at different interpretations of the poem and think about why the videos have been created in this way.</p> <p>[ER] Research some of the famous Romantic poets. Here are some examples to get you started: Keats; Wordsworth; Shelley.</p> <p>[ER] Research some of the poetry which feature on the Poems on the Underground.</p> <p style="text-align: center;"><b>Super-Curricular Visits</b></p> <p>[ER] Look out for any musical shows on at The Brentwood Theatre or in London that could support your learning.</p> <p style="text-align: center;"><b>Media &amp; Other Links</b></p> <p>[ER] With a friend you could create a revision video for this half term based on the key things you have studied.</p> <p>[ER] After reading a poem of your choice, create your own revision podcast about the key ideas/ the deeper meaning.</p>

Subject	Topic	PREP Tasks	Further Research /Reading
<h1>Maths</h1>	<h2>Probability, Calculations and Accuracy and Inequalities</h2>	<p>The best place to PREP for Mathematics is <a href="http://www.hegartymaths.com">www.hegartymaths.com</a>, with online tutorials and practice questions. The best practice is to watch and make notes on the video in your Maths PREP book, then copy and complete the quiz questions, self-assessing using the online feedback.</p> <p>We also have paper based PREP sheets available in the Maths department and on the Student Resources drive.</p>	<p><b>[ER] nRich website</b>            Flippin' Disks:  <a href="https://nrich.maths.org/4304">https://nrich.maths.org/4304</a>            Interactive Spinners:  <a href="https://nrich.maths.org/6033">https://nrich.maths.org/6033</a>            Christmas Trees:  <a href="https://nrich.maths.org/613">https://nrich.maths.org/613</a></p>
		<p><b>[R4A] Probability</b>            Hegarty Maths Clip Numbers:</p> <p><b>MATHS ASSESSMENT 1:</b>            Probability vocabulary 349            Probability scale 350</p> <p><b>MATHS ASSESSMENT 2:</b>            Probability as a fraction 351, 352            Mutually exclusive 353, 354            Two way tables 422-424</p> <p><b>MATHS ASSESSMENT 3:</b>            Relative frequency 356 - 347            Sample space diagrams 358 - 359</p> <p><b>MATHS ASSESSMENT 4:</b>            Experimental probability 356            Draw tree diagrams 361 - 362</p> <p><b>MATHS ASSESSMENT 5:</b>            Use tree diagrams 363            Probability Venn Diagrams 383, 384</p> <p><b>MATHS ASSESSMENT 6:</b>            Dependent probability trees 364, 365</p> <p><b>MATHS ASSESSMENT 7:</b>            Conditional probabilities 364 - 366            Intersection and Union 375, 376</p>	<p><b>[R4A] Calculations &amp; Accuracy</b>            Hegarty Maths Clip Numbers:</p> <p><b>MATHS ASSESSMENT 1:</b>            Four Operations: 18, 19, 21, 22            Negative Numbers: 39, 40, 42, 43            Place Value: 1, 15, 16</p> <p><b>MATHS ASSESSMENT 2:</b>            BIDMAS: 24, 44, 120            Money: 753            Rounding to Powers of 10 and Decimals: 56, 134            Truncation: 134</p> <p><b>MATHS ASSESSMENT 3:</b>            Place Value advanced: 135, 136            Calculator Skills: 129</p> <p><b>MATHS ASSESSMENT 4:</b>            Upper and Lower Bounds: 137, 138            Estimation: 131</p> <p><b>MATHS ASSESSMENT 5:</b>            Error Intervals: 774, 775, 776, 777            Calculations with Bounds: 139</p>
			<b>Super-Curricular Visits</b>
			<p><b>[ER] Get Baking!</b>            Find a recipe for 6 people, and use it to cook or bake for 12, 18 or 21! All cakes greatly appreciated by the Maths department!</p>
			<b>Media &amp; Other Links</b>
			<p><b>[ER] Countdown - 'Scary' Numbers and Conundrum:</b>  <a href="https://www.youtube.com/watch?v=9eMs_o08Gm4">https://www.youtube.com/watch?v=9eMs_o08Gm4</a></p> <p><b>[ER] A Mathematical Fable – Numberphile:</b>  <a href="https://www.youtube.com/watch?v=ItiFO5y36kw">https://www.youtube.com/watch?v=ItiFO5y36kw</a></p> <p><b>[ER] All Triangles are Equilateral:</b>  <a href="https://www.youtube.com/watch?v=Yajonhixy4g">https://www.youtube.com/watch?v=Yajonhixy4g</a></p>

Subject	Topic	PREP Tasks	Further Research /Reading
<b>Science</b>	<b>Biology:</b> Plant and Animal Cells <b>Chemistry:</b> Atomic Structure & The Periodic Table <b>Physics :</b> Energy	<p><b>[HI]</b> Students will be issued with PREP on a week by week basis via their Go4School account. This will be subject specific and will relate to the content that is being covered in lessons during that week.</p> <p>Students are advised to download the PREP work (normally consisting of a 2 or 3 A4 pages) print it off (reduced to A5 size to save paper) and complete the work set.</p> <p>Students should print off and attempt this PREP work as soon as they can access it and bring any issues they are having with the PREP to the attention of their teacher or to the PREP drop in sessions.</p>	<p>For more about how animals have evolved to suit their environment watch The Blue Planet. Search You Tube for 45 minute clips.</p>
		<p><b>[ER]</b> In addition to the PREP that is set weekly students are also encouraged to investigate the additional PREP work for each subject shown below: -</p>	<p><b>Super-Curricular Activities</b></p>
		<p style="text-align: center;"><b>Biology</b></p> <p><b>[ER]</b> Try the retrieval roulette questions and daily revision tasks that are located in the student area.</p>	<p>Watch the documentary on BB2 on The Spanish Flu</p> <div style="text-align: center;">  <p>Visit the Body Worlds Exhibition in London (virtually of course)</p> </div>
		<p style="text-align: center;"><b>Chemistry</b></p> <p><b>[ER]</b> Command words are the words and phrases used in exams that tell students how they should answer a question. Study the meaning of the words on the command words sheet on the student drive. Complete the accompanying worksheet to test your understanding.</p> <p style="text-align: center;"><b>Physics</b></p> <p><b>[ER]</b> Students can download resources from the students drive including flash cards they can use them to aid in the recall of key terms unit and equations. There are also recall questions and exam style questions they can try with the answers available so work can be checked.</p>	<p style="text-align: center;"><b>Media &amp; Other Links</b></p> <p>Need help or guidance outside of the lesson?</p> <p>Check out the following websites for explanations and examples:</p> <p style="text-align: center;"> <a href="http://www.passmyexams.co.uk/">http://www.passmyexams.co.uk/</a>  <a href="https://www.youtube.com/channel/UCqbOeHaAUXw9II7sBVG3_bw">https://www.youtube.com/channel/UCqbOeHaAUXw9II7sBVG3_bw</a> </p>

Subject	Topic	PREP Tasks	Further Research /Reading
<b>Art</b>	<b>Natural Forms</b>	<p><b>Natural Forms - Developing Skills</b></p> <p><b>[HI] Batik Research.</b> Explain what it is, where it came from how it can be used and its process of application.</p> <p><b>[HI] Research Marcia Baldwins</b> abstract art paintings. Print of a picture of her work and write about it. Include the following Name of Artist, title of the work, year the work was made (if known). Discuss the content of the picture, form and processes used by the artist and the mood it creates. Explain why it makes you feel this way.</p>	<p>Nature provides an infinite reserve of images and inspiration for an artist to draw from. Look everywhere; school, home, your neighbourhood. Take photos; analyse shape, size, and angle to create a new and unique composition.</p> <p>Research the following Artists:</p> <ol style="list-style-type: none"> <li>1. Amiria Gale</li> <li>2. Henri Matisse</li> <li>3. Marc Chagall</li> <li>4. Maggie Laubser</li> <li>5. David Hockney</li> </ol>
			<p style="text-align: center;"><b>Super-Curricular Visits</b></p> <p>We are extremely lucky to live near the great city of London where most of the museums and art galleries are free. Find out more at:</p> <p><a href="https://www.nationalgallery.org.uk/">https://www.nationalgallery.org.uk/</a>  <a href="https://www.npg.org.uk/">https://www.npg.org.uk/</a>  <a href="https://www.vam.ac.uk/">https://www.vam.ac.uk/</a>  <a href="http://www.morning-">http://www.morning-</a></p>
		<p><b>[HI] Research the artwork of Jim dine.</b> Print off a picture of his work and write about it, include the following: Name of Artist, Title of the work (if known), when it was made. Discuss the content, form, and mood of the piece. Give your opinion and explain why.</p> <p><b>[HI] Research the work of Amiria Gale.</b> Print off a picture of his work and write about it, include the following: Name of Artist, Title of the work (if known), when it was made. Discuss the content, form, and mood of the piece. Give your opinion and explain why.</p> <p><b>[HI] Choose one of the above artists and create an A4 piece of work in that style using your choice of coloured media and an image of a natural form.</b></p>	<p style="text-align: center;"><b>Media &amp; Other Links</b></p> <p>About abstract Art:  <a href="https://artistinschool.com/fauvism/">https://artistinschool.com/fauvism/</a>  <a href="https://www.youtube.com/watch?v=Zqi7S74ouqw">https://www.youtube.com/watch?v=Zqi7S74ouqw</a>  <a href="https://www.youtube.com/watch?v=RkMVavY1oww">https://www.youtube.com/watch?v=RkMVavY1oww</a></p>

Subject	Topic	PREP Tasks	Further Research /Reading
<h1>Computer Science</h1>	<h2>iDEA Silver Qualification</h2>	<p><b><u>iDEA Silver Qualification</u></b>  This half term students will be completing the final two levels of iDEA Silver Award: to support their learning this half term, you may complete the challenges below to help achieve your silver award.</p>	<p>Books to read:</p> <ol style="list-style-type: none"> <li>1. Hello Ruby: adventures in coding – Linda Liukes</li> <li>2. Learn Python Course:  <a href="http://www.codeacademy.com/learn/learn-python">www.codeacademy.com/learn/learn-python</a></li> </ol>
		<p><b>School Code breaking Challenge [RT]</b>  Clicking on the link below, complete level 4 and level 5 Murder Mystery School code breaking challenge. This will help you to complete your badge on Cyber Security and Cyber Spies. <a href="https://schoolcodebreaking.com/code-breaking-competition/">https://schoolcodebreaking.com/code-breaking-competition/</a></p>	<b>Super-Curricular Visits</b>
		<p><b>Code for the cup [HI]</b>  This coding challenge explores the real-life context of the America’s Cup race start where the boats need to cross the start line avoiding loss of speed and direction. Below is a link to the introductory video and link to start the coding challenge.  <b>Introductory video:</b> <a href="https://www.stemcrew.org/resources/code-for-the-cup/">https://www.stemcrew.org/resources/code-for-the-cup/</a>  <b>Coding challenge link:</b> <a href="https://www.stemcrew.org/coding-game/">https://www.stemcrew.org/coding-game/</a></p>	<p><b>Centre For Computing History</b>  Students will learn about the extraordinary advance in technology over 50 years of computing history and discover how computers have not only accelerated our lives, but radically transformed them.</p> <p><b>National Museum of Computing</b>  Provides students with the fantastic opportunity to decipher encoded messages written by Hitler and his generals, understanding the period of code-breaking during and after World War II.</p>
		<p>[RT] Students to research how the use of social media has a negative and positive impact on business – how has technology helped to develop businesses in the last decade? <b><i>Students may present their findings in a PowerPoint Presentation or as a poster.</i></b></p> <p>[RT] Students to research and find four different website building software’s that can be used to create websites – looking specifically at its features and functions. Students should compare each software and conclude which would be most appropriate to use to create a school website, giving reasons for their answer.</p> <p>[RT] Students to read through the link below and research the history behind virtual reality.  <a href="https://www.vrs.org.uk/virtual-reality/beginning.html">https://www.vrs.org.uk/virtual-reality/beginning.html</a></p>	<b>Media &amp; Other Links</b>

- BBC Bitesize KS3 Computer Science:  
<https://www.bbc.com/bitesize/subjects/zvc9q6ff>
- Google Classroom:  
<https://classroom.google.com>
- iDEA: <https://idea.org.uk/bronze>



Subject	Topic	PREP Tasks	Further Research /Reading
<b>Drama</b>	<b>DNA by Dennis Kelly</b>	<p>Next term you will be studying a play called DNA by Dennis Kelly. Do some extra research on this play as there is much on the internet about it.</p> <p>[RT] Write a list of how many things that you can identify that shows people that you might be in a gang. Then make a list of as many words you can think of to describe a gang?</p> <p>[HI] Then create a Mind Map/ Spider Diagram of the reasons that you feel people end up being involved in gangs. Think about belonging/ be a part of something etc. Then contrast this with another Mind Map/ Spider Diagram that details the problems and the Perils of being involved with a gang. Think about how each word leads onto another word. Which diagram do you think will outweigh the other?</p> <p>[HI] How can we get knives and guns off the street? You are holding a conference and can invite 6 people to discuss the above question. They can be a celebrity, Fictional Character, Famous Sports Person, A Real friend, A Historical Character or A Cartoon Character. Who would you invite and why? What qualities do they have and what can they bring to the conference to solve this problem. Give 6 people and your reasons why.</p> <p>[RT] You Need to read the following article and then you will be able to answer the following questions: <a href="http://www.telegraph.co.uk/culture/theatre/theatre-features/9052744/Dennis-Kelly-Rioters-thought-there-were-no-rules-but-my-characters-know-right-from-wrong.html">http://www.telegraph.co.uk/culture/theatre/theatre-features/9052744/Dennis-Kelly-Rioters-thought-there-were-no-rules-but-my-characters-know-right-from-wrong.html</a></p> <p>What can you find out about Dennis Kelly?</p> <ol style="list-style-type: none"> <li>1. What year was he born?</li> <li>2. Where did he grow up?</li> <li>3. How old was he when he left school?</li> <li>4. Where was his first job?</li> <li>5. Which University did he go to?</li> <li>6. At what age did he start writing seriously?</li> <li>7. Which award winning musical did he co-write?</li> <li>8. Name a T.V. series that he has written</li> <li>9. Can you find a theme to Dennis Kelly's writing?</li> <li>10. What other interesting facts can you find about Dennis Kelly?</li> </ol>	<p>Read through this on Stanislavski and then take the test at the end and see how much you have learnt: <a href="https://www.bbc.co.uk/bitesize/guides/zxn4mp3/revision/1">https://www.bbc.co.uk/bitesize/guides/zxn4mp3/revision/1</a></p> <p style="text-align: center;"><b>Media &amp; Other Links</b></p> <p>Watch this link regarding the characters in <i>DNA</i>: <a href="https://www.youtube.com/watch?v=8EB3WOYDd54">https://www.youtube.com/watch?v=8EB3WOYDd54</a></p> <p>You can watch an actual production of DNA using the following link: <a href="https://www.youtube.com/watch?v=RKh3T9A4uBE">https://www.youtube.com/watch?v=RKh3T9A4uBE</a></p> <p>Watch the following: <a href="https://www.bbc.co.uk/teach/class-clips-video/english-literature-drama-gcse-making-a-scene-dna-plot/zf6kjhv">https://www.bbc.co.uk/teach/class-clips-video/english-literature-drama-gcse-making-a-scene-dna-plot/zf6kjhv</a></p> <p>And then watch about the main characters and the main themes.</p>

Subject	Topic	PREP Tasks	Further Research /Reading
<h1>Geography</h1>	<h2>Resources and Energy</h2>	<p>[IA] DME Task must be completed and handed in for assessment – this will be explained by your teacher.</p> <p>Ahead of this decision making exercise (DME) do some of the following research and revision tasks.</p> <p>[RT] Why are wind farms more sustainable than fossil fuels for electricity production?</p> <p>[RT] Where is Cumbria and why is it a good place for wind farms?</p> <p>[ER] How do wind farms work?</p> <p>[ER] Assess the various differences between on and off shore windfarms</p> <p>[ER] Research the London Array Wind farm off of the Essex Coast.</p> <p>[ER] Download the BBC news app onto your phone/tablet and keep up-to-date on the latest science and environment news.</p> <p>It is nearly options time – we do Edexcel B for GCSE geography – research this course and the content we cover so you can make the best decision possible.</p>	<p>What renewable energies are used in poorer countries? Research how our resource usage impacts on the planet, not just climate change. Research the various career opportunities that link to resource usage, such as mining, water provision, agriculture or environmental sciences.</p> <p><b>Super-Curricular Activities</b></p> <p>Visit the science museum and natural history museums. They are free to enter. <a href="https://www.visitlondon.com/things-to-do/place/427179-natural-history-museum">https://www.visitlondon.com/things-to-do/place/427179-natural-history-museum</a></p> <p><b>Media &amp; Other Links</b></p> <p>Watch some of these videos to establish what the report is and why it is important: <a href="https://www.youtube.com/results?search_query=world+water+development+report">https://www.youtube.com/results?search_query=world+water+development+report</a></p> <p>This is a good starting point – explore the Ted-Ed educational videos on YouTube, focus on those around water and fuel. <a href="https://www.youtube.com/watch?v=RnvCbquYeIM">https://www.youtube.com/watch?v=RnvCbquYeIM</a></p> <p>BBC on sustainability. <a href="https://www.bbc.com/bitesize/topics/z2vkjxs">https://www.bbc.com/bitesize/topics/z2vkjxs</a></p> <p>OAK academy present a range of 9 lessons on energy topics ranging from distribution of energy to fracking. <a href="https://classroom.thenational.academy/units/energy-1d3b">https://classroom.thenational.academy/units/energy-1d3b</a></p>

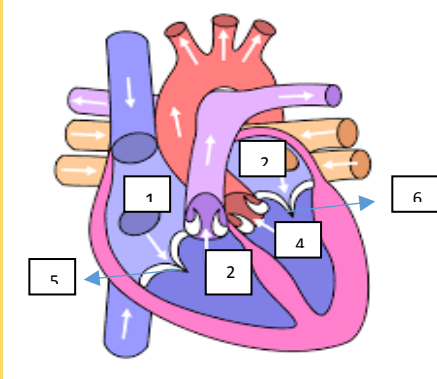
Subject	Topic	PREP Tasks	Further Research /Reading
<h1>History</h1>	<h2>Civil rights</h2>	<p>[ER] Watch this documentary- A Class Divided. Write a review of it. (What happened? What is your reaction to it?)  <a href="https://www.youtube.com/watch?v=nmXr-rC5F-4">https://www.youtube.com/watch?v=nmXr-rC5F-4</a></p>	<p>Read the book 'The Help' by Kathryn Stockett and write a review of it.</p> <p>'Dreams from my Father' by President Barak Obama.</p> <p>Who do you think is the most significant member of the Civil Rights Movement? Why?</p> <p>What was the Double V sign?</p>
		<p>[ER] Research a song called 'Pride' by U2- what is it about? Do you think it is valuable to a historian studying Civil Rights? Why?</p>	<p><b>Super-Curricular Visits</b></p>
		<p>[ER] Who was Rosa Parkes? What did she do? What impact did she have on the Civil Rights movement?</p>	<p>What about a virtual tour of key civil rights locations  <a href="https://www.purewow.com/travel/u-s-civil-rights-trail-virtual-tours">https://www.purewow.com/travel/u-s-civil-rights-trail-virtual-tours</a></p>
		<p>[ER] What happened in Birmingham Alabama in 1963? What is your reaction to it?  <a href="https://www.youtube.com/watch?v=ggUt0gJh9U8">https://www.youtube.com/watch?v=ggUt0gJh9U8</a></p> <p>[ER] Who was Linda Brown? Why was she important in the Civil Rights Movement?</p> <p>[ER] What do Malcolm X and Muhammed Ali have in common? Why did they take the stance that they did?</p> <p>[ER] Listen to MLK's speech. What was King's dream?  <a href="https://www.youtube.com/watch?v=3vDWWy4CMhE">https://www.youtube.com/watch?v=3vDWWy4CMhE</a></p>	<p><b>Media &amp; Other Links</b></p> <p>'The Help' has been made into a film starring Emma Stone:  <a href="https://www.amazon.co.uk/Help-DVD-Emma-Stone/dp/B006FVHRYK/ref=sr_1_3?ie=UTF8&amp;qid=1543250733&amp;sr=8-3&amp;keywords=the+help">https://www.amazon.co.uk/Help-DVD-Emma-Stone/dp/B006FVHRYK/ref=sr_1_3?ie=UTF8&amp;qid=1543250733&amp;sr=8-3&amp;keywords=the+help</a></p> <p>'Roots' is always a very interesting and compelling account of slavery.</p>

Subject	Topic	PREP Tasks	Further Research /Reading
<p style="text-align: center;"><b>MFL – French</b></p>	<p style="text-align: center;"><b>Module 2 - J'adore les fêtes!</b> <b>Talking about festivals and celebrations</b></p>	<p>[R4A] Learn the vocabulary associated with this module – this can be found on Planet E-Stream.</p> <p>[R4A] Complete the relevant French grammar exercises on Go4Schools using the resources on Planet E-Stream. There are also several tasks to work through to help put into practice what you have learnt during lessons.</p> <p>[R4A] Complete the relevant French Writing and Speaking tasks on Go4Schools using the resources on Planet E-Stream. There are also several tasks to work through to help put into practice what you have learnt during lessons.</p> <p>[R4A] Revise for French End of Module 2 Assessment (J'adore les fêtes!) using your class notes and the revision checklist for this module. This will have been given to you by your French teacher, and can also be found in Go4Schools.</p> <p>[ER] Find an article on the internet about anything that you are particularly interested in (e.g. sport, music, film, television) and make a list of new words and their meanings in English from what you find in the article. You can use Collins online French dictionary to help you with the definitions.</p> <p>[ER] Try watching your favourite television shows on Netflix (or similar) with the French subtitles. Alternatively, you could change the audio setting to French and have English subtitles.</p>	<p>Visit the local library or check their online catalogue. There are plenty of free resources: comic books, novels, books to complement students' learning... Some favourite story books are available in French too!</p> <p>French newspapers online;</p> <ul style="list-style-type: none"> <li>- <a href="http://www.lemonde.fr">www.lemonde.fr</a></li> <li>- <a href="http://www.lefigaro.fr">www.lefigaro.fr</a></li> <li>- <a href="http://www.lequipe.fr">www.lequipe.fr</a></li> <li>- <a href="http://www.20minutos.fr">www.20minutos.fr</a></li> <li>- <a href="http://www.bbc.com/mundo">www.bbc.com/mundo</a></li> </ul>
		<p style="text-align: center;"><b>Super-Curricular Activities</b></p> <p>Visit a local French restaurant in your area – what do you recognise on the menu? Ask if you can take one home!</p>	
<p style="text-align: center;"><b>Media &amp; Other Links</b></p>			
<ul style="list-style-type: none"> <li>• <a href="http://www.collinsdictionary.com/french">www.collinsdictionary.com/french</a></li> <li>• <a href="http://www.quizlet.com/ashaunak">www.quizlet.com/ashaunak</a> (website or app)</li> <li>• Duolingo (app) - aim for 10-15 minutes/daily. It's a mix of writing, translating, practicing different vocab and listening – all in one! It gets really competitive and fun.</li> <li>• Memrise (app) - aim for 10-15 minutes/daily.</li> <li>• <a href="http://www.language-gym.com/#!/">www.language-gym.com/#!/</a> to practise verbs in all tenses</li> <li>• <a href="http://www.bbc.co.uk › languages › french › french_connection">www.bbc.co.uk › languages › french › french_connection</a></li> </ul>			



Subject	Topic	PREP Tasks	Further Research /Reading
<h1 style="text-align: center;">MFL - Spanish</h1>	<p style="text-align: center;"><b>Module 2 - Las películas, la tele y las redes sociales</b> Talking about films, TV and social media</p>	<p>[R4A] Learn the vocabulary associated with this module – this can be found on Planet E-Stream.</p> <p>[R4A] Complete the relevant Spanish grammar exercises on Go4Schools using the resources on Planet E-Stream. There are also several tasks to work through to help put into practice what you have learnt during lessons.</p> <p>[R4A] Complete the relevant Spanish Writing and Speaking tasks on Go4Schools using the resources on Planet E-Stream. There are also several tasks to work through to help put into practice what you have learnt during lessons.</p> <p>[R4A] Revise for Spanish End of Module 2 Assessment (Las películas, la tele y las redes sociales) using your class notes and the revision checklist for this module. This will have been given to you by your Spanish teacher, and can also be found in Go4Schools.</p> <p>[ER] Find an article on the internet about anything that you are particularly interested in (e.g. sport, music, film, television) and make a list of new words and their meanings in English from what you find in the article. You can use Collins online Spanish dictionary to help you with the definitions.</p> <p>[ER] Try watching your favourite television shows on Netflix (or similar) with the Spanish subtitles. Alternatively, you could change the audio setting to Spanish and have English subtitles.</p>	<p>Visit the local library or check their online catalogue. There are plenty of free resources: comic books, novels, books to complement students’ learning... Some favourite story books are available in Spanish too!</p> <p>Spanish newspapers online;</p> <ul style="list-style-type: none"> <li>- <a href="http://www.elpais.com">www.elpais.com</a></li> <li>- <a href="http://www.marca.com">www.marca.com</a></li> <li>- <a href="http://www.20minutos.es">www.20minutos.es</a></li> <li>- <a href="http://www.bbc.com/mundo">www.bbc.com/mundo</a></li> </ul> <p style="text-align: center;"><b>Super-Curricular Activities</b></p> <p>Visit a local Spanish restaurant in your area – what do you recognise on the menu? Ask if you can take one home!</p>
		<b>Media &amp; Other Links</b>	
<ul style="list-style-type: none"> <li>• <a href="http://www.collinsdictionary.com/spanish">www.collinsdictionary.com/spanish</a></li> <li>• <a href="http://www.quizlet.com/ashaunak">www.quizlet.com/ashaunak</a> (website or app)</li> <li>• Duolingo (app) - aim for 10-15 minutes/daily. It’s a mix of writing, translating, practicing different vocab and listening – all in one! It gets really competitive and fun.</li> <li>• Memrise (app) - aim for 10-15 minutes/daily. Look for sets that are based on Mira (textbook used for Spanish at KS3)</li> <li>• <a href="http://www.language-gym.com/#!/">www.language-gym.com/#!/</a> to practise verbs in all tenses</li> <li>• BBC Bitesize for Spanish</li> </ul>			

Subject	Topic	PREP Tasks	Further Research /Reading
<b>Music</b>	<b>The Guitar</b>	<p><a href="#">Yr 9 Knowledge PREP - The Guitar</a></p> <p>Read/revise the information from the worksheet then complete the PREP 'mock test'.</p> <p>Create your own PREP test creating different questions to the ones that came up in the mock.</p> <p>Find out about Guitar accessories and which style they are used for:</p> <ul style="list-style-type: none"> <li>- Whammy bar</li> <li>- Plectrum</li> <li>- Foot stool</li> <li>- Capo</li> <li>- Bottle neck slide</li> <li>- Effects pedal</li> </ul>	<p>Learn about / write about the different playing styles of the Guitar:</p> <ul style="list-style-type: none"> <li>- Classical</li> <li>- Jazz / Blues</li> <li>- Rock</li> <li>- Country</li> </ul> <p>What can you find out about the differences in style and the different types of guitar used for these.</p>
			<b>Super-Curricular Visits</b>
			<p>Tricky with current pandemic however, please see info on visiting 'The British Music Experience':</p> <p><a href="https://www.britishmusicexperience.com/">https://www.britishmusicexperience.com/</a></p>
			<b>Media &amp; Other Links</b>
			<p>Classical guitar piece that we are learning in class:</p> <p><a href="https://www.youtube.com/watch?v=YJEarbgTIO8">https://www.youtube.com/watch?v=YJEarbgTIO8</a></p> <p>What is pioneering about the guitar solo in this video?!</p> <p><a href="https://www.youtube.com/watch?v=VFHPgoZISWY">https://www.youtube.com/watch?v=VFHPgoZISWY</a></p> <p>What is particularly unique about this style of playing?</p> <p><a href="https://www.youtube.com/watch?v=Ddn4MGaS3N4">https://www.youtube.com/watch?v=Ddn4MGaS3N4</a></p>

Subject	Topic	PREP Tasks	Further Research/Reading
<p style="text-align: center; font-size: 2em; font-weight: bold;">PE</p>	<p style="writing-mode: vertical-rl; transform: rotate(180deg); font-size: 1.5em; font-weight: bold;">Theory: Cardio Vascular System</p>	<p>Pupils need to know 4 main topics for the cardio vascular system;</p> <ol style="list-style-type: none"> <li>1) <b>Functions of the CV system</b></li> <li>2) <b>Components of blood and the difference functions</b></li> <li>3) <b>Different blood vessels and their characteristics</b></li> <li>4) <b>Structure of the Heart including valves and pathway of blood</b></li> </ol> <p>1) <b>Functions of the Cardiovascular System</b></p> <ul style="list-style-type: none"> <li>• Transports oxygen, carbon dioxide and nutrients.</li> <li>• Controlling body temperature</li> <li>• Clotting of Open wounds</li> </ul> <p>Pupils need to know these functions and their importance in relation to exercise and sports performance.</p>	<p>Cardiovascular System;  <a href="https://www.youtube.com/watch?v=H2jcV2FwLnc&amp;list=PLUb-9-TpmYV-5P4SwQkqIpQ-4JELCiv1&amp;index=12">https://www.youtube.com/watch?v=H2jcV2FwLnc&amp;list=PLUb-9-TpmYV-5P4SwQkqIpQ-4JELCiv1&amp;index=12</a></p> <p>Blood Vessels;  <a href="https://www.youtube.com/watch?v=MFydNeGomec">https://www.youtube.com/watch?v=MFydNeGomec</a></p> <p>Components of blood;  <a href="https://www.youtube.com/watch?v=vVOzKrcTNis">https://www.youtube.com/watch?v=vVOzKrcTNis</a></p> <p>Chambers of the Heart;  <a href="https://www.youtube.com/watch?v=Bjk7Cu0cXbM">https://www.youtube.com/watch?v=Bjk7Cu0cXbM</a></p>
		<p>2) <b>Components of Blood:</b> White blood cells, Red blood cells, Platelets, Plasma</p> <p>You need to know their function within the blood vessels.</p> <p>3) <b>Blood Vessels:</b> Arteries, Veins, Capillaries</p> <p>You need to know the characteristics of each blood vessel and be able to explain the difference.</p> <p>4) <b>Structure of the Heart:</b> Left and Right atrium, Right and Left ventricles, tricuspid valve, bicuspid valve.</p> <p>Pupils need to know where the chambers are and their function.</p> <p><b>Vascular Shunt Mechanism</b> – <b>The redistribution of blood to areas of the body that need it the most.</b></p> <p><b>Vasodilation</b> – when blood vessels widen to increase blood flow to a certain part of the body</p> <p><b>Vasoconstriction</b> – when blood vessels constrict to decrease blood flow to a certain part of the body.</p> <p>During exercise; Blood vessels carrying blood to muscles vasodilate and blood vessels to the organs vasoconstriction.</p> <p>Task – <b>[HI]</b> Using the following words, write a paragraph of the pathway of blood through the heart: Right Ventricle, Left Atrium, Left Ventricle, Vena Cava, Right Atrium, Aorta, Tricuspid valve, Bicuspid Valve.</p> <p><u>Task - PREP on <a href="http://goforschools.com">goforschools</a></u></p> <p>Complete the PREP tasks on <a href="http://goforschools.com">goforschools</a>. This will be a task on planet E-stream <b>[R4A]</b> or an additional task <b>[HI]</b>. You must complete one of them.</p>	
			<p style="text-align: center; font-weight: bold;">Super-Curricular Activities</p> <p>Try to get out as exercise or play as much competitive sport as possible to have a positive impact on your physical and mental well-being!</p> <p>Find out what activities/sports you will be taught during this half term, watch as much as you can on YouTube. Try to understand the sport more and find out about the different rules.</p> <p style="text-align: center; font-weight: bold;">Media &amp; Other Links</p> <p>Keep up to date with Sport!  <a href="https://www.bbc.co.uk/sport">https://www.bbc.co.uk/sport</a></p> <p><b>Live Sport in Jan/Feb 2021!</b>  2020–21 UEFA Futsal Champions League  UEFA Futsal Euro 2022 qualifying  2021 PDC World Darts Championship  2021 EFL Cup Final  2021 Rugby Six Nations Championship</p>

Subject	Topic	PREP Tasks	Further Research /Reading
<b>Social Sciences</b>	<b>Careers and decision Making (to accompany KS 4 option choices)</b>	<p><b>[HI]</b> - During this half term, pupils will be shown a range of ways to research careers opportunities. They will also be given the options booklet and be asked to make their choices for Y10 courses. The Prep therefore is to complete this research alongside parents and carers so that they make the most informed choice possible.</p> <ul style="list-style-type: none"> <li>• <a href="https://nationalcareersservice.direct.gov.uk/job-profiles/home">https://nationalcareersservice.direct.gov.uk/job-profiles/home</a></li> <li>• <a href="http://website.u-explore.com/#/">http://website.u-explore.com/#/</a></li> </ul>	<p><b>[ER]</b> Look at local college open evenings and days to see what courses might suit you at the end of year 11. What qualifications do you need to get to start them?</p> <p><b>[ER]</b> Look at the information in the school library in the careers section</p>
		<p><b>Additional Prep tasks –</b></p> <p><b>[ER]</b> Select 10 jobs, using the internet generally and the National Careers website, find out how much they earn and say if you think this is a fair wage for the job</p>	<b>Super-Curricular Activities</b>
		<p><b>[ER]</b> Produce a table of the arguments for and against the high salaries which top footballers earn. You could ask others what they think about this</p>	<p>Is it possible for you to visit a place of work – one of your parents or older siblings? Or a friend?</p>
		<p><b>[ER]</b> Pick a general career area, such as the health service – try to find out how many jobs exist in that area and what qualifications you have to have to be able to do the job</p> <p><b>[RT]</b> Speak to people you know who do a range of jobs. What do they like about their jobs? What is the hardest part about their job? What skills are needed?</p>	<b>Media &amp; Other Links</b>



# Improving Memory Skills & Understanding PREP

## 1. Self-Testing

Self-testing is an effective tool if you have a large amount of information to learn for an assessment or exam.

Let's say you had to remember the definition of 20 key words.

Start by writing out five key words and their definitions. Study them for 2 or 3 minutes, then put the sheet away.

On another piece of paper, try to write down the key words and definitions from memory.

If you were not able to recall all 5, then repeat the process again. Study the definitions and re-test.

Once you are able to recall 5 key words and definitions, add another 5 to the original sheet.

Give yourself 4 or 5 minutes to study the 10 key words and definitions. Put the sheet away and re-test but this time with 10.

Build this up until you can recall all 20 key words and definitions.

More importantly, re-test yourself a week later. Review your progress and go back to any definitions or words you were unable to write down. Then, re-test yourself a month later with the same words.

The more you re-test, the more you will retain and the easier it becomes.

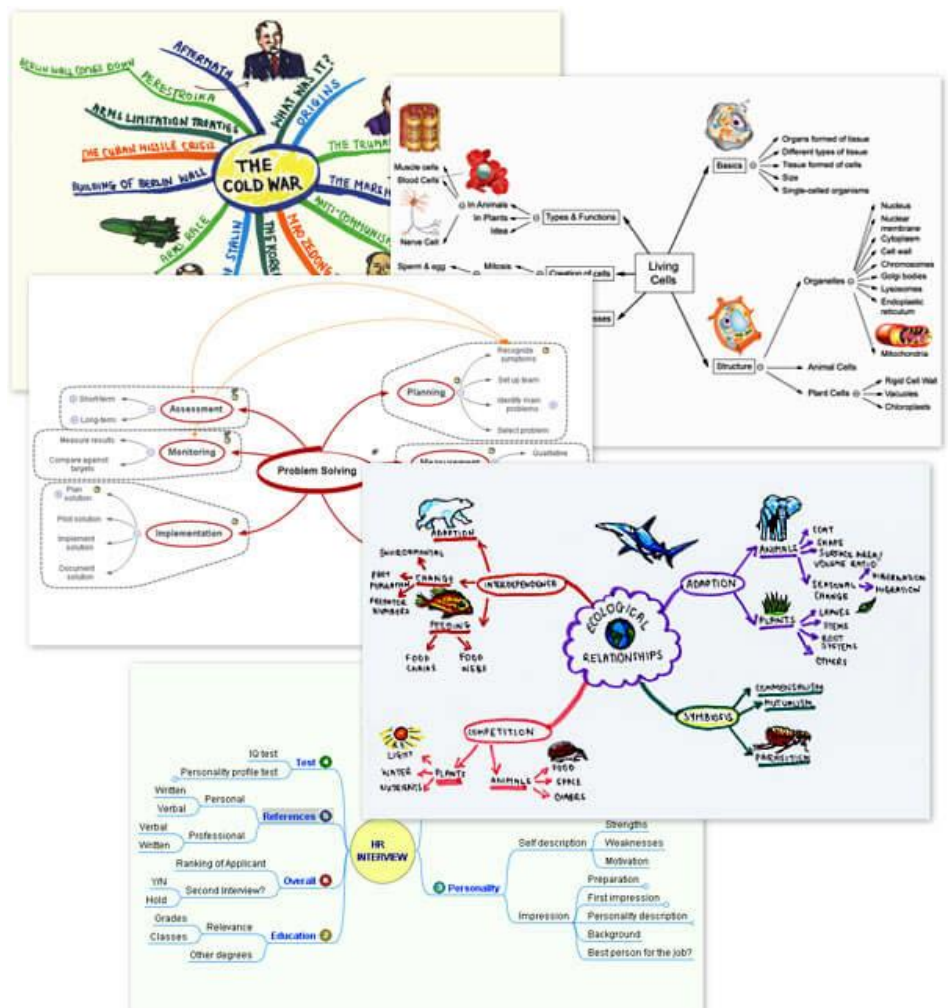
These techniques could be applied to:

- Key Information for an Essay
- Character names and profiles
- Formula
- Translations
- Case Studies
- Experiment processes
- Arguments or Quotations
- And many more!

## 2. Mind Mapping

Mind Mapping is a highly effective way of getting information in and out of your brain. Mind Mapping is a creative and logical means of note-taking and note-making that literally "maps out" your ideas.

All Mind Maps have some things in common. They have a natural organisational structure that radiates from the centre and use lines, symbols, words, colour and images according to simple, brain-friendly concepts. Mind Mapping converts a long list of monotonous information into a colourful, memorable and highly organised diagram that works in line with your brain's natural way of doing things.



- Think of your general main theme and write that down in the centre of the page. i.e. Food

- Figure out sub-themes of your main concept and draw branches to them from the centre, beginning to look like a spider web i.e. Meats, Dairy, Breads
- Make sure to use very short phrases or even single words
- Add images to invoke thought or get the message across better
- Try to think of at least two main points for each sub-theme you created and create branches out to those

### 3. Revision Cards

Revision cards are small handheld cards that contain key information. The cards should have a title at the top with 5 or 6 key words, formula or sentences. Try and keep the colour consistent for each topic e.g. green cards for the Environment.

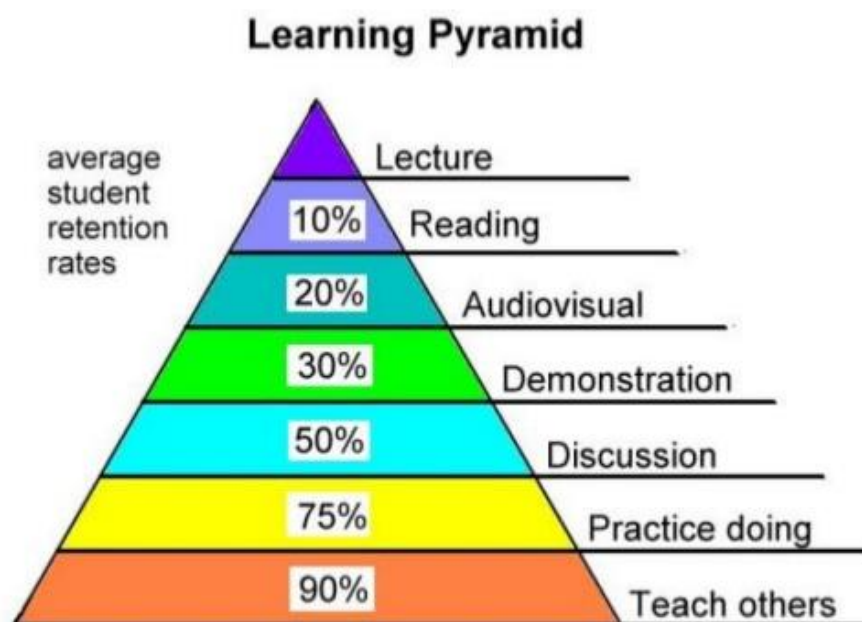
TIP: On the back of the revision card, write the title from the front. Then, after you have read through your cards a number of times, turn them over. Look at the title and self-test yourself on the information. Once you have recalled all you can, turn the card back over and check your answers.

### 4. Complete the Sentence

If you have a large number of facts to learn for an essay, write out ten key sentences you wish to memorise for the essay. Then, on a separate piece of paper, write out the first half of the sentence and leave the other half blank. Take a break, make a cup of tea, then come back and try to complete the sentences from memory.

If you managed to complete all ten, try and add more sentences and repeat the exercise.

TIP: Once you can complete the sentences with ease, test yourself further by trying to write out all the key sentences from memory without the sentence starters!



## Fun Ways to PREP

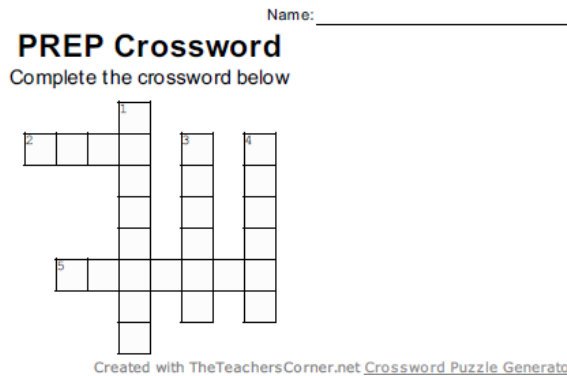
### 1. Key Words Crossword Puzzle

Choose a subject and write down all the key words you need to learn. Find an online Crossword creator, there are a huge number of web sites that can do this for you.

For the clues, write the definition of the key word.

Once the crossword has been created, leave it for a few days/weeks. Then, try and complete it. Don't forget to print out the answer sheet so you can self-check the answers!

Here is an example below:



#### ACROSS

2. What does the 'H' in SHS stand for?
5. What is 'PREP' short for?

#### DOWN

1. In what year group do you take A Level exams?
3. What is the surname of our Headteacher?
4. In what Year group do you take GCSE exam?

### 2. Key Word Pictionary

For this game you will need at least one other person. With a friend or group of friends, decide which subject and set of Key Words you wish to learn or revise. Write them down on individual cards. Try to have a large number so they are not too obvious.

Take it in turns to draw (without using words, symbols or speaking) something that represents the key word you wish to learn.

**\*Want to Make the Game Harder?\***

The other player who is trying to guess the key word can't say the key word, but must give the correct definition of it!

Here is an example below:



The Easy Answer: **An Atom**

\*The Definition Answer:

**The smallest particle of a chemical element that can exist.**

### 3. Write a Short Story

If you have a large number of facts, figures or key words to remember, write a short story that you can recite to yourself in the exam. The more interesting and funny your story is, the more likely you are to remember the facts.

Here is an example:

To begin our adventure into storytelling, start by reading the paragraph below, which recounts a brief and chaotic story. Your task is simply to understand what happens:

*"A man called Nigel is sat next to his enormous, 300lb pet squid as they travel around in the back of his lime-green limo. They're arguing over what to watch on the limo's TV: Coronation Street, or Sesame Street. It soon turns into a fight, which the squid wins by using its eight limbs to empty eight pepper-grinders on to Nigel's head. Nigel leaps from the car in terror and runs away towards the sea, cleverly heading through a thick yellow field of rapeseed to stop the squid from following. On reaching the beach, he meets Prince Harry, who is celebrating his 25th birthday. Prince Harry persuades Nigel to help him confront two Gallic dancers who have eaten a beautiful "she-swan" (without the Queen's permission). After the attack, Nigel jumps into the sea and swims out towards, as luck would have it, the Lady of Shalott, who is bobbing up and down in a boat made from a giant orange pepper. She invites him on board and they fall in love."*

It will have taken you perhaps a minute to read through this. This should demonstrate just how quickly and effortlessly your mind can imagine elaborate scenes it has never encountered before.

Your next step is to see how much of the story you recall. First, close your eyes and repeat the story as well as you can in your head. When you're done, open your eyes and write down all the items you have successfully recalled. This will give you a sense of how many useful memories you can store in around a minute or so. Hopefully you'll have impressed yourself again.

Now, you'll perhaps be wondering what the point of remembering a random list of objects like this might be. But here we can reveal that the story you've learned is not at all random, but in fact encodes the ingredients for a Nigel Slater recipe. Hooray! The 300lb squid represents 300g of squid; the lime-green limo is a lime; Coronation Street stands for coriander; Sesame Street for sesame oil; eight pepper grinders for eight crushed peppercorns; the rapeseed field for rapeseed oil; Prince Harry celebrating his birthday for 25g ginger; two Gallic dancers for two cloves of garlic; the "she-swan" for Szechuan pepper; the sea for salt; the Lady of Shalott for shallots; the orange pepper boat for one large orange pepper.

Have a look over these connections. Your last task is to try to remember the ingredients that correspond to each element in the story. Once you've done that, you're ready to make your squid and pepper stir-fry ...

1. <https://www.theguardian.com/lifeandstyle/2012/jan/15/story-lines-facts>

### 4. Key Term Word Search

Choose a subject and write down all the key words you need to learn. Find an online Word Search creator, there are a huge number of web sites that can do this for you.

For the clues, write the definition of the key word.

Once the word search has been created, leave it for a few days/weeks. Then, try and complete it. Don't forget to print out the answer sheet so you can self-check the answers!

Here is an example below:

#### PREP WORDSEARCH

Use the definitions to find the key words!

C B U T D P B G P W  
H H W T B A K N M G  
O I M T N L E O C X  
I G S U E V U X I S  
V H M H E R M A N I  
H B R L T L Y N Z G  
W S E P R E P A R E  
C J E V I K C T U Z  
M S M G H T L C Z N  
K G S B T B N D D E

PREPARE HERMAN ELEVEN  
THIRTEEN HIGH

1. What is 'PREP' short for?
2. What is the surname of our Headteacher?
3. What year group take their GCSE exams?
4. What year group take their A Level exams?
5. What does the 'H' in SHS stand for?



## 5. Write a poem

If you have a large number of facts, figures or key words to remember, write a poem that you can re-cite to yourself in the exam. Try and make it rhyme on the key words and throw in their definitions if you can.

## 6. Card Matching Game

Use revision cards. They must all be the same size and colour. On half the cards, write a key word on each. On the other half of the cards, write their definitions on each.

With a friend, turn all the cards so they face down on the table. Each person takes it in turns to turn over two cards. If they turn over the key word and the correct definition, they get to keep them. If the two cards do not match, they must be turned back and it is the next persons turn. The winner is the person with the most cards at the end.

You not only have to remember where the key words and the definitions are, but match them as well!

Here is an example:

**PENTATONIC  
SCALE**

*A Musical Scale  
containing  
only 5 notes.*

## 7. Name That Tune!

Choose a song from the charts that you know really well and enjoy singing along to.

Now, re-write the lyrics so they contain all the facts and key words you need to remember. Try to keep to the same number of syllables for each line! Then, sing the words out loud as many times as you need to remember the lyrics.

TIP: Go to youtube or karaoke site and use the backing track/instrumental so you can sing your lyrics along to the beat!

## 8. Alphabet Prep

Challenge yourself to write a key fact, definition or key word for each letter of the alphabet. It works best with a single topic or area. Once you have completed it, memorise it using some of the techniques in this book.

Finally, challenge yourself to recall all the information using the alphabet as your guide and prompt!

