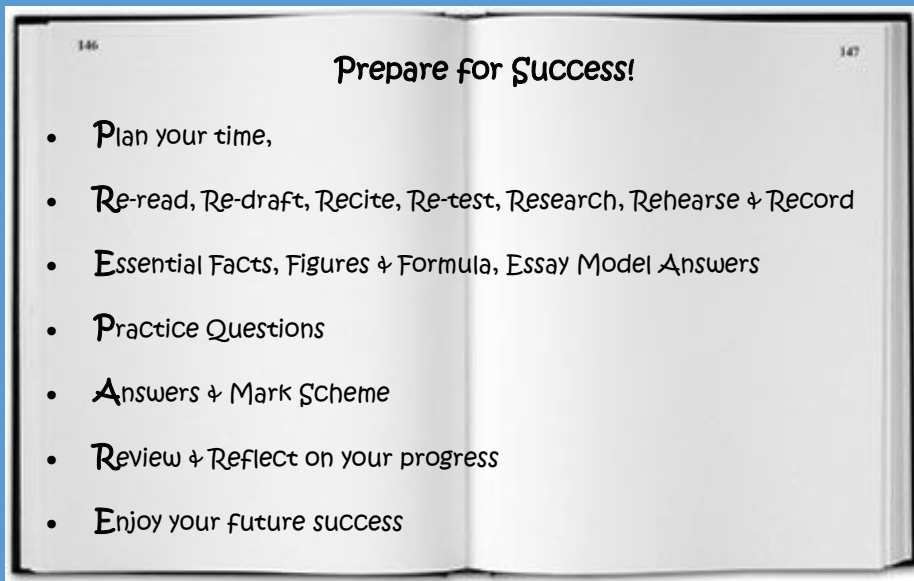




Shenfield High School



PREP
Newsletter
Year 9
Summer Term 2



What is 'PREP'?

'PREP' is what we do with the information we have learnt during the school day and how we prepare for the next day of learning. Evidence suggests that we only retain 50% of the information we learnt yesterday and after a week, we only retain 10%. The only way we can move the information we have learnt into the long-term memory is through re-visiting the information 4 or 5 times over a number of weeks.

In order to improve learning retention we are encouraging students to 'PREP' each evening after school. The focus of the time should be on the learning from the day and learning from the previous week, month and/or year.

'PREP' is short for PREPARE:

- **P**lan your time,
- **R**e-read, Re-draft, Recite, Re-test, Research, Rehearse & Record
- **E**ssential Facts, Figures & Formula, Essay Model Answers
- **P**ractice Questions
- **A**nswers & Mark Scheme
- **R**eview & Reflect on your progress
- **E**njoy your future success

Each department has uploaded Go4Schools and the X: Student Drive with resources, practice questions and the answers.

Students should use the resources to PREP each evening and review any areas that they still don't understand. If students require feedback, help or guidance with their prep, they are encouraged to visit their teacher in a PREP Drop-In time.

The PREP Drop-In Timetable is available on our website and in this Newsletter.

Regular 'PREP' will lead to successful exam and assessment results.

How to use this Newsletter

Each subject has an explanation of the key assessment areas and where to find the resources for their subject. There are also extra websites, books, APPs, links and Super Curricular opportunities listed if you would like to look at a subject in greater depth.

The final part of the newsletter is filled with tips and strategies on how to 'PREP' successfully.

- Improving Memory Skills & Understanding PREP
- Funs Ways to PREP

All the tools, strategies and games listed can be applied to almost any subject. It is important to use the strategies to improve understanding and information retention before you have a go at practice questions. It is essential to have the knowledge first, before you apply it to an exam/assessment situation.

Don't try and tackle all the resources at once. Students will be guided by their teachers through explanations and feedback from assessments. There is a curriculum map on our website if you would like to look ahead and start looking at the next topic.

It is important the students find the right PREP strategy for them and use them consistently.

We hope you find this newsletter useful and welcome any feedback on how we can improve it.



PREP is not optional

It's a way of life...

#PREP4Success
#Burning4Learning

English

The Novel/Play

Challenge Task

Try to come up with a statement that you could research and then create a debate for, such as:

- “Social media is running the lives of young people.”
- “Eating a balanced diet and exercise makes you a happier person.”
- “Having dreams and ambitions are important tools in helping plan your future.”
- “Animal testing is cruel and needs to be stopped.”
- “The Royal Family no longer play an important role in society.”
- “Football is a sport that causes too many problems to be an enjoyable game.”
- “People these days are too self-obsessed.”
- “People need a healthy break from their phones.”

Collaboration Task

Give your speech to a friend or family member. What advice would they give you to make your speech/presentation more memorable?

Contribution Task

Come up with 5 – 10 questions about your chosen topics. Give these questions to your friends to ask you after your presentation is finished (you can actually achieve more marks from your answers to these questions than you can from the presentation!)

PREP [HI]

Create a visual presentation to aid your talk to the class. Remember, you must not read off the presentation, instead, use it to help guide you through your speech/presentation.

PREP [R4A]

Research your chosen topic for your Speaking and Listening presentation based on a topic that interests you.

Super-Curricular Activities

- Watch some Jack Petchey “Speak Out” videos and TED talks in preparation for your presentation.

Media & Links

- With a friend you could create a revision video for this half term based on the key things you have studied.


Maths

Cumulative frequency



Challenge Task

Box plot match -
<https://nrich.maths.org/11002>



Collaboration Task

Can you record the cumulative frequency of the number of toilet rolls used in your household each day for two weeks? Estimate the distance this number of toilet rolls would cover if unrolled in a straight line.



Contribution Task

Look out for cumulative frequency graphs on the news or in the media. Can you spot any that are used to misrepresent data, or represent data in a favourable way to validate a point?

PREP [HI]

Questions <https://corbettmaths.com/wp-content/uploads/2013/02/cumulative-frequency-pdf1.pdf>
Answers <https://corbettmaths.com/wp-content/uploads/2015/03/cumulative-frequency-answers.pdf>

Super-Curricular Activities

Look at Parallel.org.uk and have a go at one of the quizzes!

Media & Links

- <https://www.bbc.co.uk/bitesize/subjects/zqhs34j>
- <https://www.youtube.com/watch?v=heeYqUnkCV8>


Science

GCSE Fundamentals



Challenge Task

The use of fossil fuels has become a major concern over recent years and with the rising cost of petrol and diesel the world is turning to electricity to power our transport system. Your challenge is to create a poster to explain the benefit and downsides to running our cars buses and trucks etc. on electricity instead of fossil fuels.



Collaboration Task

In groups of no more than 3, create a 1-minute video to about the life of Isaac Newton. This was a man who pioneered the research into the way we consider forces and the links between mass and acceleration, the foundation for all high speed vehicle design. Find out about what he did and how his research has impacted the world today.



Contribution Task

Create a revision aid for students that will help them to recall the differences between cells, tissues, organs, and organ system This could be a series of flash cards, a game, a mnemonic or even a song. Try to come up with something that is different and original. This should be something that teachers could use with their classes or give to their students.

PREP [HI]


Students will be given PREP work on a weekly basis. This will consist of a series of multiple choice questions that are linked to the topic being covered in the lessons

PREP [R4A]

Students should use the weekly PREP, online resources and their exercise books to help them revise for the end of unit tests that are given at the end of each unit they study.

Super-Curricular Activities

- Body Worlds (<https://bodyworlds.com/>)



- Royal Observatory Greenwich
<https://www.rmg.co.uk/royal-observatory>



- Royal Powder Mills
<https://www.royalgunpowdermills.com/>

Media & Links

- <https://www.bbc.co.uk/bitesize/levels/z4kw2hv>
- <https://cognitoedu.org/home.html>

Art

NATURAL FORMS




Challenge Task

Task: Brainstorm ideas for a natural forms project, take six photos relating to the theme of natural forms and draw from them using different materials.

Challenge: Think about which natural forms make interesting photographs and consider close up compositions to capture detail and texture.

Deadline: The first week back after the summer holidays. This work will inform your first year 10 project.



Collaboration Task

Task: Brainstorm ideas for a natural forms project, take six photos relating to the theme of natural forms and draw from them using different materials.

Collaboration: research an artist who has created natural forms artwork, what techniques have they used, can you consider these in your own work?

Deadline: The first week back after the summer holidays. This work will inform your first year 10 project.



Contribution Task

Task: Brainstorm ideas for a natural forms project, take six photos relating to the theme of natural forms and draw from them using different materials.

Contribution: Use a different types of mediums to create your drawings. EG recycled items, fabrics, pen (your choice of type, e.g. biro, gel, fine point...) to draw interesting objects. Lots of detail required.

Deadline: The first week back after the summer holidays. This work will inform your first year 10 project.



Computer Science

Your data



Sign up to the OCR Computer Science course on Seneca and complete a topic of your choice



Create a poster that gives an overview of how you will be assessed for this course



Pick a topic in the course and create a Powerpoint that Mr Maling could use to teach that topic

Super-Curricular Activities

- Watch 'The Imitation Game' on Netflix

Media & Links

- <https://www.bbc.co.uk/bitesize/examspecs/zmtchbk>
- <https://senecalearning.com/en-GB/blog/gcse-computer-science-revision/>
- <https://www.ocr.org.uk/Images/558027-specification-gcse-computer-science-j277.pdf>

Drama

VERBAITIM THEATRE – “GAME OVER”



Challenge Task

- Write a monologue for a character from the play. Include stage directions and appropriate Drama techniques.



Collaboration Task

- With your group, book a studio and rehearse for your assessment performance



Contribution Task

Bring in a prop to lesson, for your final performance assessment. Ask permission from home.

PREP [R4A]

Learn the following spellings for the next topic. You will need to be able to spell these correctly for your next written assessment. You will be tested in lesson.

1. Verbatim	2. Documentary
3. Characterisation	4. Non Naturalism
5. Physical Theatre	6. Scripted
7. Direct address	8. Techniques
9. Audience	10. Themes

Super-Curricular Activities

See a performance at your local theatre. There are great family shows at Basildon, Chelmsford and Hornchurch Theatres. Write a review on the show you saw.


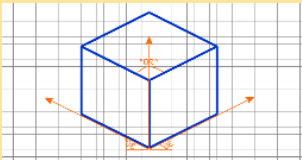
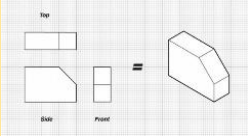
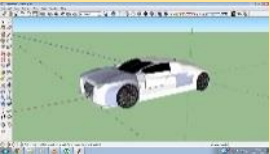


<https://towngatetheatre.co.uk/whats-on/>
<https://www.chelmsford.gov.uk/theatres/whats-on/>
<https://www.queens-theatre.co.uk/whats-on/>

Media & Links





Find out more about keeping safe online
<https://www.internetmatters.org/advice/11-13/>

Engineering- #PREP4SEPT

Hand Drawn engineering drawings and Computer aided design (CAD) engineering drawings

Subject	Topic	PREP Tasks	Further Research /Reading
		<p>[RT] Students need to have a good understanding of the different methods of representing objects. Pick 5 engineered from around your home and use these methods to represent them.</p> <ol style="list-style-type: none">Freehand sketching: A technique of drawing an engineering product in the initial design phase of a new product. Notes can be added to explain the  <ol style="list-style-type: none">Isometric drawings: A technique that is used to create a 3D representation of an engineering product.  <ol style="list-style-type: none">Orthographic diagrams: Each side of the product should be drawn as a 2D representation with clear measurements on it.  <ol style="list-style-type: none">CAD design: A 3D representation of the product can be made on a CAD program, you have a log in to google sketch up for schools, google it and then use your school log in to log in via Microsoft. 	<h3>Further Research /Reading</h3> <p>https://fractory.com/engineering-drawing-basics/ This website explains the different methods of engineering drawings.</p> <h3>Super-Curricular Activities</h3> <p>Check out Engineering in action for details on events near you</p> <p>KS3 STEM - The Training Partners https://thetrainingpartnership.org.uk/study-days/subjects/ks3-stem/ip</p>  <h3>Media & Other Links</h3> <p>https://www.sketchup.com/products/sketchup-for-schools is the website to find the CAD design software</p>  <p>SketchUp - Tutorial for Beginners in 10 MINUTES! [COMPLETE] - YouTube there are lots of tutorials available to help you.</p>

Subject	Topic	PREP Tasks	Further Research /Reading
<p style="text-align: center;">Film Studies - #PREP4SEPT</p>	<p style="text-align: center;">INTRODUCING GCSE FILM STUDIES</p>	<p>For an introduction to GCSE Film Studies, please do these following activities over the Summer Holiday – this will be discussed further at the Prep 4 Sept evening later next Half Term where you will be given a USB stick with preparation material as well.</p> <p>Prep Activity One 1 Watch some films; Choose a few films to watch this week. Your choice; old, new, different, familiar-totally up to you.</p>	<p>Please watch to see how CGI has been used in cinema https://www.youtube.com/watch?v=bL6hp8BKB24 Broaden your knowledge of film by watching some of these programmes https://www.bbc.co.uk/iplayer/episodes/b0bbn5pt/mark-kermodes-secrets-of-cinema</p>
		<p>2. Apply relevant strategies to watch in an effective way but aim to: watch in a dark room; watch on the biggest screen you can; NOT have your phone nearby; watch the whole film in one go; avoid snacking and not talk to someone else.</p> <p>3. Evaluate your reaction as a viewer: Each time you watch a film, make a note of the film title, the director, year of release and a few sentences on your general reaction to it.</p> <p>Prep Activity Two 1 Watch how others criticise film; Use YouTube to find some ‘visual essays’ or film criticism channels. Watch a few examples. Use this playlist link if you’re not sure where to start: https://www.youtube.com/watch?v=j9HivyjAKlc&list=PLeNerb9lxe3k kt_ZDy44k65ORb6vR3</p> <p>2 Appreciate how critical analysis can alter the effect of a film; Watch at least 3 visual essays and then afterwards make a note of the essay title, the name of the channel or creator and a few sentences about your reaction to the video/what you learned.</p> <p>3 Evaluate how film criticism has different aspects. Finally, make a playlist on YouTube or write down a list of the different videos or channels you’ve come across/watched, but group them in terms of what/how the channel focuses on.</p>	<p style="text-align: center;">Super-Curricular Activities</p> <p>Harry Potter Tour https://www.wbstudiotour.co.uk/ London Film and Comic Con https://www.londonfilmandcomiccon.com/</p>
			<p style="text-align: center;">Media & Other Links</p> <p>For an introduction to the course and the key elements of film studies, please watch these videos over next half term</p> <p>Mise en Scene https://www.youtube.com/watch?v=wFiP-E1zTRc Sound https://www.youtube.com/watch?v=2kW9_SyJlBM Editing https://www.youtube.com/watch?v=z0j2nlulQDQ Cinematography https://www.youtube.com/watch?v=9LkKgoq584M History of Film Studies https://www.youtube.com/watch?v=Ahlbl_URhco</p>

Subject	Topic	PREP Tasks	Further Research /Reading
<p style="writing-mode: vertical-rl; transform: rotate(180deg); text-align: center;">GCSE Food, Preparation & Nutrition</p>	<p style="writing-mode: vertical-rl; transform: rotate(180deg); text-align: center;">#Prep4Sept: Introduction to GCSE Food</p>	<p>[RT] In GCSE Food you need to demonstrate your practical skills as part of your NEA2 in Year 11. Collate recipes which cover as many skills as possible. Can you annotate the recipes you have found online or in magazines to show how these skills can be applied and combined? The 12 skills set by AQA are found here: https://www.aqa.org.uk/subjects/food/gcse/food-preparation-and-nutrition-8585/subject-content/food-preparation-skills</p>	<p>A variety of GCSE Food, Preparation & Nutrition textbooks are available at all good bookstores</p> 
		<p>You will also need to differentiate between the skill levels of your chosen dishes. Suggested basic, medium, and complex recipes from AQA are here: https://filestore.aqa.org.uk/resources/food/AQA-8585-NG-SL.PDF</p> <p>Remember to consider your dish presentation and avoid using ready-made components, especially with complex recipes.</p> 	<p>Super-Curricular Activities</p> <p>Practice your Food presentation skills and create a blog/scrapbook of your dishes made at home</p> 
		<p>[RT] As part of the NEA you will need to review your research and consider dishes that you might make for your chosen task. Collect takeaway menus, magazine and restaurant flyers to create a collage – could these give you inspiration for your menu choices?</p> <p>[RT] Research sensory testing – why do we carry out sensory evaluations of food? How do we set up a sensory analysis? What controls do we need for a valid sensory analysis? Could you set up a sensory test in your home for others to rate?</p>	<p>Media & Other Links</p> <p>Catch up on demand with the Great British Bake Off and MasterChef for inspiration</p> 

Subject	Topic	PREP Tasks	Further Research /Reading
Geography	PREP4Sept	<ul style="list-style-type: none"> • Download the BBC news app onto your phone/tablet and keep up-to-date on the latest science and environment news. • Create a glossary of key terms. • Complete the case study research tasks. • Access and use the useful links page to see what's out there. <p style="text-align: center;">Everything you need is in the PREP4Sept video and resources, extra reading and PREP will really help you out – any questions send us and email!</p>	<ul style="list-style-type: none"> • Have a look at past papers to get familiar with the exam style. • If you're going to read a book, make it this one – Prisoners of Geography, Tim Marshall. • Revision Guides must be for Edexcel B!
			Super-Curricular Activities
			<ul style="list-style-type: none"> • The museum of London may be closed but you can still discover some great stuff about London on the website. • The same goes for the science museum. • When you're out doing your exercise think about what's around you and how the places you see are different.
			Media & Other Links
			<ul style="list-style-type: none"> • All of PREP4Sept. • @HUMSSHS on twitter for news, what to watch and listen to.

History

Medicine and World War One



Challenge Task

Injuries and Treatments during WW1 forms the basis for Section A Paper 1 at GCSE.

Get ahead by completing the booklet on EDULink.



Collaboration Task

Work with a friend- recreate the Thomas Splint. Take a photo of this and show Mrs Power.



Contribution Task

Design and plan a commemorative event. This could be an artefact, poster, poem or speech to help people remember and reflect on those who gave their lives in war.

PREP [RT]

Section B of Paper 1 is about medicine through time.

Research living conditions in the Middle Ages. Why did disease spread so easily?

PREP [ER]

Revise the work you did this year on the Industrial Revolution by creating a PowerPoint presentation, video or spider diagram. Focus on living conditions and changes in medicine.

Super-Curricular Activities



Read: Warhorse

Read: The Fatherland by Robert Harris- an alternative version of history- what would have happened if Hitler had won.

Similarly, try Man in the High Castle on

Amazon Prime.


- [ER] From Netflix – Forbidden Ground- an Australian takes on the fighting in the trenches.
- [ER] From Amazon Prime- search up World War One- so many films to choose from.
- [ER] Read 'The Tattooist of Auschwitz' by Heather Morris- write a review
- [ER] Be a spy in Weimar Germany. See Mrs Power for the access codes.
- [ER] Check out BBC Bitesize- <https://www.bbc.com/bitesize/topics/z9k9q6f>

Media & Links

- My Boy Jack' – starring Daniel Ratcliffe – a really good one to watch.
- **The Rise of Evil- DVD**
- **Nazis-A Warning from History**
- **Cabaret- set in Weimar Germany**
- **Bitesize**
- **Hilter's Circle of Evil on Netflix**
- Schlinders List on Netflix
- BBC Auschwitz – Nazis and the Final Solution
- Hitler- A Career on Netflix
- Hitler's Bodyguard on Netflix
- The music of the Weimar Republic- a playlist

				<ul style="list-style-type: none">• https://www.tate.org.uk/whats-on/tate-liverpool/exhibition/portraying-nation-germany-1919-1933/sound-weimar-germany
		PREP [PQ]	Answer this question by explaining 3 points in 3 paragraphs: Explain why public health improved in the 19 th century.	




Health and Social Care – Year 9

Subject	Topic	PREP Tasks	Further Research /Reading										
		<p>[RT] Research as many jobs as you can that are within Health and Social Care. The student who has found the most jobs will receive a C Credit.</p> <p>Watch the Youtube video and try and name as many life stages as possible and some of the life events that occur through the life stages for example, Parenthood. https://www.youtube.com/watch?v=ld8GLIzIWKU</p> <p>[RT] Services users in health and social care sometimes needs services to support them. You need to research the Health and Social Care services in your local area. You need to research the following services in your local area</p> <table border="1" data-bbox="465 638 1442 842"> <thead> <tr> <th data-bbox="465 638 956 679">Service Name in your local area</th> <th data-bbox="956 638 1442 679">Services they provide</th> </tr> </thead> <tbody> <tr> <td data-bbox="465 679 956 721">Pharmacist</td> <td data-bbox="956 679 1442 721"></td> </tr> <tr> <td data-bbox="465 721 956 762">Dentist</td> <td data-bbox="956 721 1442 762"></td> </tr> <tr> <td data-bbox="465 762 956 804">Opticians</td> <td data-bbox="956 762 1442 804"></td> </tr> <tr> <td data-bbox="465 804 956 842">GP Surgery</td> <td data-bbox="956 804 1442 842"></td> </tr> </tbody> </table> <p>[RT] Case Study: Mr Ahmed has arthritis. His joints are sore and swollen. He used to be a solicitor and write a lot, but his fingers have become very stiff and sore.</p> <p>[RT] Research useful equipment that will help him to be more independent with eating, moving hygiene and communication. Present your finding on a Poster or PowerPoint slide. For example, there is adaptive cutlery he could use to help him eat.</p>	Service Name in your local area	Services they provide	Pharmacist		Dentist		Opticians		GP Surgery		<p>BTEC Tech Award Health and Social Care Student Book</p> <p>Super-Curricular Visits</p> <p>If you visit a Primary Care Service for example a GP Surgery or Pharmacist, think about the services they provide the information or leaflets available. You could even ask the Health and Social Care professional about their job and what it involves.</p> <p>Media & Other Links</p> <p>www.youtube.com/watch?v=MyJzoXqfVx4 www.youtube.com/playlist?list=PL7914115EB65911A5 https://www.youtube.com/watch?v=EQhuSeKB7pQ Care Values https://www.youtube.com/watch?v=oYiqD8B2uvc</p> 
Service Name in your local area	Services they provide												
Pharmacist													
Dentist													
Opticians													
GP Surgery													

MFL - French

Module 4 – Les choristes


Learning about the cultural aspects of France and the Francophone world through film

 Challenge Task	Are you a champion? In preparation for the Vocabulary Quiz that takes place every Week A, learn the vocabulary associated with this Module – this list of vocabulary can be found in your French exercise books.	<u>Super-Curricular Activities</u> <ul style="list-style-type: none">• Visit a local French restaurant in your area – what do you recognise on the menu? Ask if you can take one home!• Take a look at the labels on your clothes, food items and other items around the home – what does the writing in French say? Can you work it out?
 Collaboration Task	Be a word-nerd! Find an article on the internet about anything that you are particularly interested in (e.g. sport, music, film, television) and make a list of new words and their meanings in English from what you find in the article. You can use Collins online French dictionary to help you with the definitions.	
 Contribution Task	Practice your listening and reading skills! Try watching your favourite television shows on Netflix (or similar) with the French subtitles. Alternatively, you could change the audio setting to French and have English subtitles! You could even try this with your games console e.g. PlayStation or Xbox, but remember how to change it back to English when you need to!	<u>Media & Links</u> <ul style="list-style-type: none">• French newspapers online; www.lemonde.fr www.lefigaro.fr www.lequipe.fr www.20minutos.fr www.bbc.com/mundo• www.collinsdictionary.com/french• www.quizlet.com/ashaunak (website or app)• Duolingo (app) - aim for 10-15 minutes/daily. It's a mix of writing, translating, practicing different vocab and listening – all in one! It gets really competitive and fun.• Memrise (app) - aim for 10-15 minutes/daily.• www.language-gym.com/#!/ to practise verbs in all tenses• BBC Bitesize for French: www.bbc.co.uk/languages/french/french_connection
PREP [R4A] & [HI]	After each lesson reflect on the part of the film you have watched and write a short summary in English. Consider the following: <ul style="list-style-type: none">- What aspects of French language you could identify when watching the film?- What are the key elements to that part of the plot?- What do you anticipate will happen next?	

MFL - Spanish

Module 4 – Pans Labyrinth

Learning about the cultural aspects of Spain through film



Challenge Task

Are you a champion? In preparation for the **Vocabulary Quiz** that takes place every Week A, learn the vocabulary associated with this Module – this list of vocabulary can be found in your French exercise books.



Collaboration Task

Be a word-nerd! Find an article on the internet about anything that you are particularly interested in (e.g. sport, music, film, television) and make a list of new words and their meanings in English from what you find in the article. You can use Collins online French dictionary to help you with the definitions.



Contribution Task

Practice your listening and reading skills! Try watching your favourite television shows on Netflix (or similar) with the French subtitles. Alternatively, you could change the audio setting to French and have English subtitles!

You could even try this with your games console e.g. PlayStation or Xbox, but remember how to change it back to English when you need to!

PREP [R4A] & [HI]

After each lesson reflect on the part of the film you have watched and write a short summary in English.

Consider the followings:

- What aspects of Spanish language you could identify when watching the film?
- What are the key elements to that part of the plot?
- What do you anticipate will happen next?

Super-Curricular Activities

- Visit a local Spanish restaurant in your area – what do you recognise on the menu? Ask if you can take one home!
- Take a look at the labels on your clothes, food items and other items around the home – what does the writing in French say? Can you work it out?

Media & Links

- Spanish newspapers online;
www.elpais.com
www.marca.com
www.20minutos.es
www.bbc.com/mundo
- www.collinsdictionary.com/spanish
- www.quizlet.com/ashaunak (website or app)
- Duolingo (app) - aim for 10-15 minutes/daily. It's a mix of writing, translating, practicing different vocab and listening – all in one! It gets really competitive and fun.
- Memrise (app) - aim for 10-15 minutes/daily.
- www.language-gym.com/#/ to practise verbs in all tenses
- BBC Bitesize for Spanish:

www.bbc.co.uk/programmes/048tqz00


Music

Remixes



Challenge Task

Think about how the development of music technology has helped the art form of creating remixes?



Collaboration Task

Pick a song from each of the decades below and try to find a remixed version of the song.
1980s
1990s
2000s
2010s
2020s
How have the original and remixed versions changed? What did you notice between the versions?



Contribution Task

Decide on which song you are going to be using in class for your project. Find remixed examples of this song on YouTube.

Identify the features that you like in these versions and think of ways that you can include these features into the remix that you are going to be creating.

PREP [R4A]

Your PREP assessment tasks will be uploaded – please continue to check Go4Schools in preparation for your PREP assessment!

Super-Curricular Activities

See if you are able to use X8 during lunchtimes and/or afterschool to continue with your work from lesson.
You will need to ask your Music teacher in the Music office.

Sign up to Bandlab.com and use the online music editing software. This is like GarageBand but just slightly different in appearance.

Media & Links

Watch Pete Tong and the Heritage Orchestra live at the o2

<https://www.youtube.com/watch?v=8B002QEipNw>

PE

Practical: Football, Rugby, Netball, Basketball, Badminton, Swimming, HRE, XC, Handball
Skeletal & Muscular System



Print an A4 sized picture of your sporting idol. On the printout complete the following:

- Label all the bones and give examples of the four types of bones.
- Write a paragraph on how each of the 5 functions are used in football.
- From your picture, label any movements at the joint your sporting idol is performing.
- Label all the muscles in a different colour to the bones.



Create a video!

Find a partner/group and create a video of your favourite sport. In the video you must demonstrate at least 4 different techniques that you use during your sport e.g. passing, heading, forehand drive, serving, shooting tackling, V cutting. The end of the video you can add some of your best skills.

You can be creative with different apps to create this video.



Create a leaflet about KS3 PE to give to new year 7 students an idea about PE at Shenfield. Please give information about:

- The sports you do
- Different practical skills you have learnt
- Different tactics you have learnt
- The most important bits of theory content you have learnt

PREP [R4A]

Please see goforschools for PREP for your R4A.

Super-Curricular Activities

- Sporting Events in 2022: [2022 in sports - Sport Calendar of the major events of the year 2022 \(the-sports.org\)](#)
- [home | parkrun UK](#) – Take part in a park run in your local area! Click on the link and find your nearest park run event.

Media & Links

- [Structure of the cardiovascular system - Cardiovascular system - Edexcel - GCSE Physical Education Revision - Edexcel - BBC Bitesize](#)
- [The respiratory system - Respiratory system - GCSE Biology \(Single Science\) Revision - BBC Bitesize](#)

PE Year 9

#PREP4Sept PE



Challenge Task

Print an A4 sized picture of your sporting idol. On the printout complete the following:

- Label all the bones and give examples of the four types of bones.
- Write a paragraph on how each of the 5 functions are used in football.
- From your picture, label any movements at the joint your sporting idol is performing.
- Label all the muscles in a different colour to the bones.



Collaboration Task

Create a video!

Find a partner/group and create a video of your favourite sport. In the video you must demonstrate at least 4 different techniques that you use during your sport e.g. passing, heading, forehand drive, serving, shooting tackling, V cutting. The end of the video you can add some of your best skills.

You can be creative with different apps to create this video.



Contribution Task

Create a leaflet about KS3 PE to give to new year 7 students an idea about PE at Shenfield. Please give information about:

- The sports you do
- Different practical skills you have learnt
- Different tactics you have learnt
- The most important bits of theory content you have learnt

Social Science

Medical Ethics



Challenge Task

Research the views of people for and against Euthanasia. This is the concept of a person asking someone to help them end their own life and is illegal in the UK



Collaboration Task

On topics like this, it is vital that you speak to others to help you understand their views as well as how you might change your ideas based on those conversations. Although hugely sensitive, speak with friends and family about your thoughts on medical ethics



Contribution Task

Be ready to present your ideas on these medical ethics topics

PREP [R4A]

In class, you will be assessed for this half term on one of the medical ethics topics which we do. In advance you will have R4A prep placed on G4S to research the topic fully.

Super-Curricular Activities

- Research what religious groups think about the medical ethics issue which we will study

Media & Links

- Watch the news about the laws concerning abortion in the USA where the topic is a huge political issue
- Research online the changes to the law on organ donation in the UK in May 2020. Which version of the law do you agree with? Why?